

Master 64: Activity 22 Assessment

Early Fractional Thinking: Consolidation

Comparing and Regrouping Fractional Parts Behaviours/Strategies

1. Student chooses a whole, but struggles to partition it into equal parts, and parts are not equal or they do not cover the whole exactly.



2. Student partitions wholes into equal parts, but compares parts of different wholes.



3. Student partitions wholes into equal parts, but struggles to combine equal parts to make wholes.




"I don't know how many parts to use."

4. Student successfully partitions wholes into equal parts, compares with unit fractions, and combines equal parts to make wholes.

Observations/Documentation

Partitioning Sets Behaviours/Strategies


1. Student shares items equally when there are no leftovers.



"I shared 4 straws and each person got 2 straws."

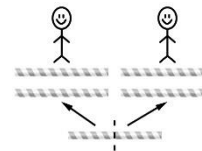
2. Student shares some items equally but is not sure how to partition the leftover and then name it.

"I'm not sure how to divide the leftover straw."



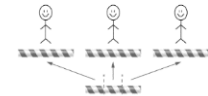
3. Student shares items equally, including leftovers, and uses fractions to name the amount each sharer gets.

"Each person got two and one-half straws."



4. Student shares items equally, including leftovers, and recognizes some equivalent fractions.

"Each person got one and one-third straws. If I cut the leftover straw in sixths, each person gets one and two-sixths straws."



Observations/Documentation