

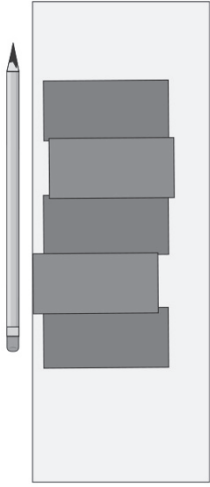


# Master 49: Intervention Activity 1 Assessment

## Exploring Length

Measuring Length with Non-Standard Units Behaviours/Strategies		
<p>1. Student measures objects by length using multiple copies of a non-standard unit, but ruler has big gaps or overlaps.</p> 	<p>2. Student measures objects by length using multiple copies of a non-standard unit, but ruler has some gaps or overlaps.</p> 	<p>3. Student measures objects by length using multiple copies of a non-standard unit, but does not align the base of the first unit with the end of the object being measured.</p> 
Observations/Documentation		
<p>4. Student measures objects by length using multiple copies of a non-standard unit, but loses count when measuring.</p>	<p>5. Student measures objects by length using multiple copies of a non-standard unit, but forgets to include the unit when stating the measures.</p> <p>“It is 6 long.”</p>	<p>6. Student successfully measures objects by length using multiple copies of a non-standard unit and includes the unit in measures.</p>
Observations/Documentation		