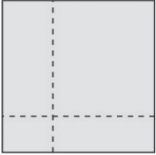
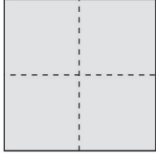

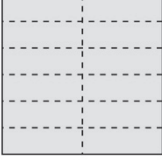




Master 51: Activity 18 Assessment

Comparing Fractions 1

Comparing Fractions of a Whole Behaviours/Strategies			
1. Student takes a square, but struggles to partition it into equal parts, and parts are not equal. 	2. Student partitions wholes into 2 and 4 equal parts, but struggles to partition whole into 8 equal parts. 	3. Student partitions wholes into equal parts, but struggles to prove that they are equal. 	4. Student partitions wholes into equal parts, but struggles to name the unit (does not know fraction words).  "I don't know what each part is."
Observations/Documentation			
5. Student partitions wholes into equal parts and names the unit, but does not realize that dividing a whole into more equal parts produces smaller parts.	6. Student partitions wholes into equal parts and names the unit, but does not realize that dividing a whole into smaller parts produces more parts.	7. Student partitions wholes into equal parts and names the unit, but struggles to use math language to compare parts.	8. Student successfully partitions wholes into equal parts, names the unit, and relates the size of the parts to the number of equal parts in a whole.
Observations/Documentation			