

Back to Batoche

Line Master 1 (Assessment Master)

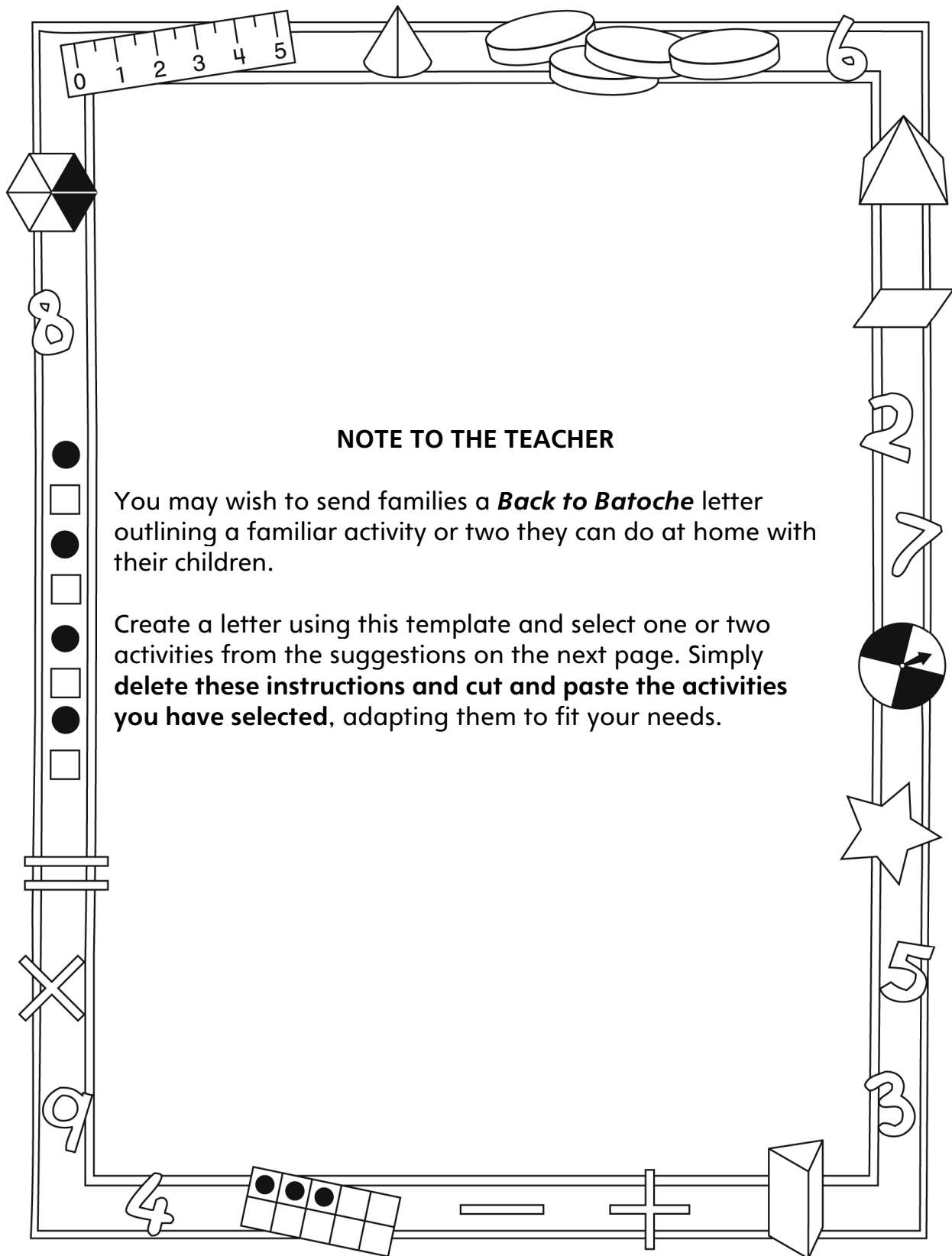
Name: _____

Group quantities based on units of 10	Not observed	Sometimes	Consistently
Writes, reads, composes, and decomposes 2-digit numbers as units of 10 and leftover 1s			
Determines 10 more/less than a given number without counting			
Compare and order numbers to 100			
Determines how many more/less one quantity is compared to another			
Determines more/less based by comparing digits (place value)			
Uses ordinal number names			
Orders 3 or more quantities using sets and/or numerals			

Strengths:

Next Steps:

Connecting Home and School Line Master 2-1



NOTE TO THE TEACHER

You may wish to send families a *Back to Batoche* letter outlining a familiar activity or two they can do at home with their children.

Create a letter using this template and select one or two activities from the suggestions on the next page. Simply **delete these instructions and cut and paste the activities you have selected**, adapting them to fit your needs.

Connecting Home and School Line Master 2–2

Dear Family:

We have been working on **Back to Batoche**, which focuses on grouping quantities based on units of 10, and comparing and ordering numbers to 100. Try this activity at home with your child.



Reading the Story: As you read the story, encourage your child to look for groups of 10 on each page. Invite him/her to compare and order any numbers you come across as you read about the many attractions. Ask him/her to identify which is the greatest and which is the least number.



Making 10s: Provide a handful of small objects such as beads, beans, or buttons. Encourage your child to arrange the objects into groups of 10 and any “extras.” Invite her/him to estimate the total number of objects. Then, skip-count together by 10s (i.e., 10, 20, 30, and so on) to count the number of groups of 10. If there were any extras, have your child count them and add them to the 10s. Ask: **How many did we count altogether? How close was your estimate?**



Tiddlywinks: Play tiddlywinks with your child. A tiddlywink in the cup gets 10 points, and one that hits the cup but doesn’t go in gets 5 points. Keep a running record of points, and pause every so often to compare total scores. Invite your child to predict the winner and figure out how many more points the leader has. As the game progresses, ask your child if the leader changes.



Ordering Numbers: Invite your child to collect flyers and cut out 5–10 items. Encourage him/her to identify the most expensive item and the least expensive item. Then, work together to put the items in order from greatest to least, and then from least to greatest. As a challenge, ask your child to find the price difference between any 2 items.





Sincerely,

Back to Batoche Math Mat

Line Master 3

Name: _____

Tens	Ones
	

Numeral Cards

Line Master 4-1

	✂		✂		✂		✂	
	12	15	17	19	20			
✂								
	21	23	25	27	29			
✂								
	30	33	34	36	38			
✂								
	42	43	47	48	49			

Numeral Cards

Line Master 4-2

	✂	✂	✂	✂	
	50	51	54	55	58
✂					
	61	62	66	67	68
✂					
	70	73	75	77	79
✂					
	81	82	84	86	87
✂					
	90	92	94	98	99

Ordering Numbers

Line Master 5

Name: _____

Record 10 points for an even number and 5 points for an odd number.

Turn	My Points	My Partner's Points
1		
2		
3		
4		
5		
Score After 5 Turns		
6		
7		
8		
9		
10		
Score After 10 Turns		

Who has more points after 5 turns? _____

How many more? _____

Who has more points after 10 turns? _____

How many more? _____

Hundred Chart

Line Master 6

1	2	3	4	5	6	7	8	9	10
11	12	13	14	15	16	17	18	19	20
21	22	23	24	25	26	27	28	29	30
31	32	33	34	35	36	37	38	39	40
41	42	43	44	45	46	47	48	49	50
51	52	53	54	55	56	57	58	59	60
61	62	63	64	65	66	67	68	69	70
71	72	73	74	75	76	77	78	79	80
81	82	83	84	85	86	87	88	89	90
91	92	93	94	95	96	97	98	99	100

Parking Lot

Line Master 7

Name: _____

Grouping Cars

Line Master 8

Name: _____

Roll	Total Number of Cars

I have _____ cars.

There are _____ 10s.

There are _____ 1s.

Attraction Cards

Line Master 9

	✂	✂	✂	
	The Memorial	Log-cutting Competitions	Bannock-making Contest	Souvenirs
✂	Chuckwagon Races	Square Dancing, Jigging, and Fiddling Competitions	Horseshoe Games	Craft Making
✂	Face Painting	Family Games	Tasty Snacks	Horses

Roll and Compare

Line Master 10

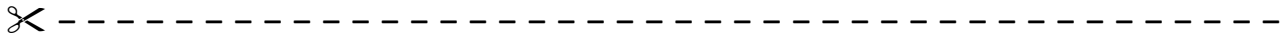
Round	_____ 's Number	_____ 's Number	_____ 's Number
1			
2			
3			
4			
5			
6			
7			
8			
9			
10			
11			
12			

Class Picnic

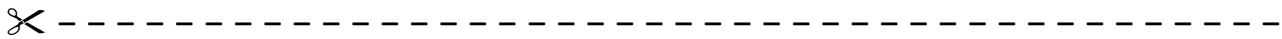
Line Master 11

Name: _____

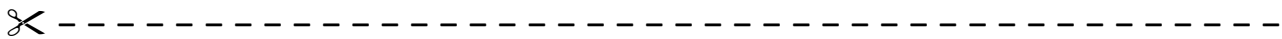
Classroom	Number of People	Number of 10s	Number of 1s	Number of Picnic Tables Needed
1				
2				
3				
4				
5				
Whole School				



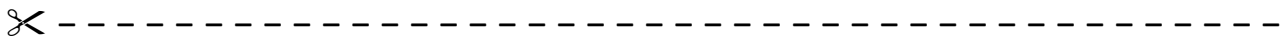
Raine bought 2 red sashes for \$35 each. Ryan bought 2 blue sashes for \$30 each.
Who spent more money? How much more? Show how you know.



Raine finished 4th in the flour-sack race and Ryan finished 7th.
Who finished the race faster? By how many places?



Steve got 10 votes in the bannock contest. Sage got 10 more votes than Steve. Diana got twice as many votes as Sage.
Who had the most votes?
How can you put them in order from greatest to least?



Team A had 20 points in horseshoes. Team B had 15 more points than Team A. Team C had twice as many points as Team A.
Which team won?
How can you put the scores in order from least to greatest?

