

Array's Bakery

Line Master 1 (Assessment Master)

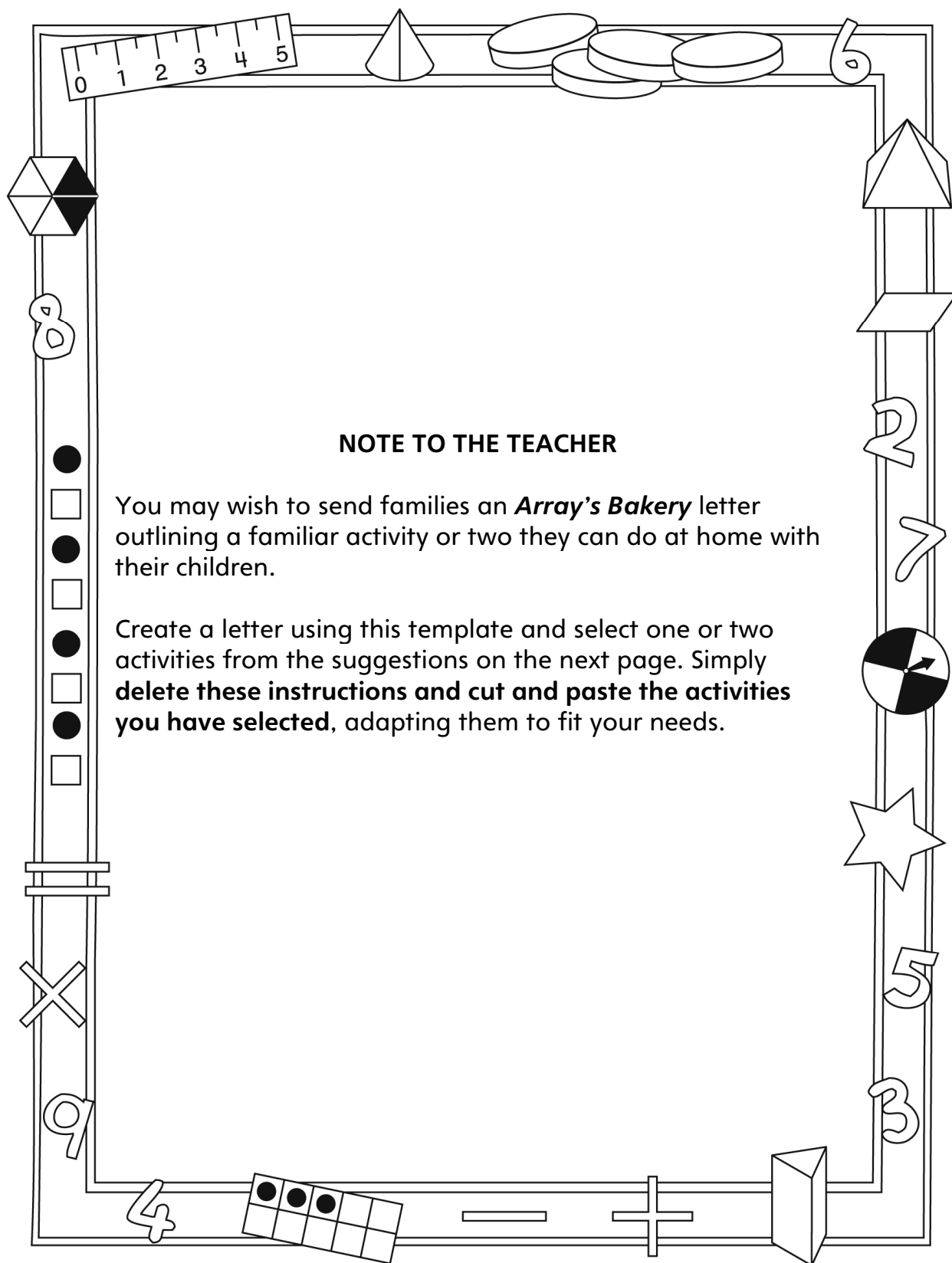
Name: _____

Addition and Subtraction	Not observed	Sometimes	Consistently
Makes reasonable estimates of sums and differences			
Models and symbolizes repeated addition			
Uses skip-counting and repeated addition to find how many			
Uses mental and personal addition and subtraction strategies			
Equal Grouping and Sharing			
Creates and describes equal groups of objects			
Shares groups equally			
Models and solves equal grouping and sharing problems			

Strengths:

Next Steps:

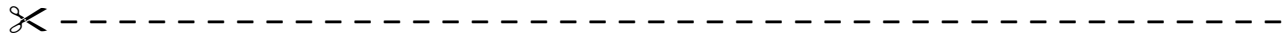
Connecting Home and School Line Master 2-1



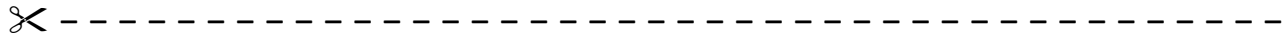
Connecting Home and School Line Master 2-2

Dear Family:

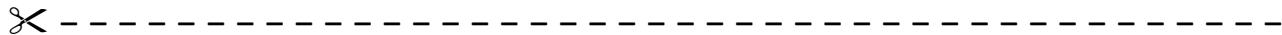
We have been working on **Array's Bakery**, which focuses on adding and subtracting, and on making equal groups and finding how many. Try this activity at home with your child.



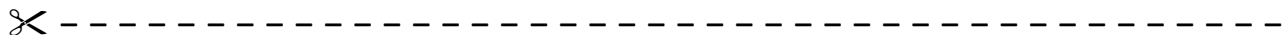
Reading the Story: As you read the story, enjoy discussing the way Array always organizes his baked goods in equal rows. Together, figure out how many are arranged on the trays or in the boxes pictured. Talk about different ways to describe baked goods.



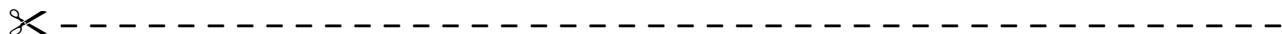
Arrays: Arrays are objects or images arranged in rows with the same number in each row. Look around to see if you can find some examples. Egg cartons, muffin tins, plastic building blocks, and some floor tiles are example of arrays. Take a moment to describe the number of rows, the number in each row, and the number altogether.



The Math Mat: On the inside back cover of the book you will find a baking tray. Use this along with a handful of small objects to explore how (and if) you can arrange them in equal rows.



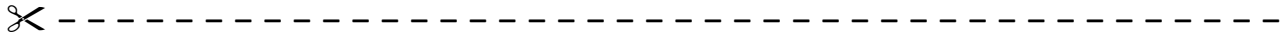
Sharing: Use a handful of small objects. Ask your child to share the items so you each have an equal number. There may be an item left over if there is an odd number. Talk about the two groups to agree that the shares are equal. Consider posing the challenge: What if there was another person? How would you share the items so the three of us have an equal number?



Sincerely,

Problem Strips

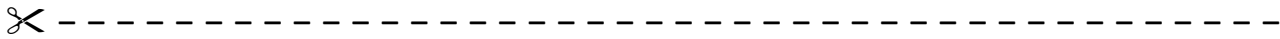
Line Master 3



Show and arrange muffins.

_____ rows and _____ in each row.

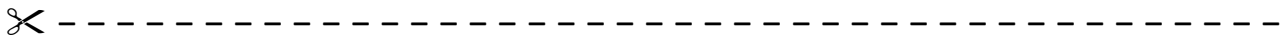
How many are there?



Show and arrange muffins.

_____ rows and _____ in each row.

How many are there?



Show and arrange _____.

_____ rows and _____ in each row.

How many are there?

Hundred Chart

Line Master 4

1	2	3	4	5	6	7	8	9	10
11	12	13	14	15	16	17	18	19	20
21	22	23	24	25	26	27	28	29	30
31	32	33	34	35	36	37	38	39	40
41	42	43	44	45	46	47	48	49	50
51	52	53	54	55	56	57	58	59	60
61	62	63	64	65	66	67	68	69	70
71	72	73	74	75	76	77	78	79	80
81	82	83	84	85	86	87	88	89	90
91	92	93	94	95	96	97	98	99	100






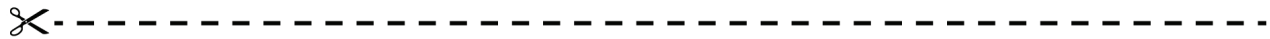





Number Lines

Line Master 5-1



Number Lines

Line Master 5-2



Array's Bakery Math Mat Line Master 6



Baking Trays

Line Master 7

Name: _____

This is how I arranged the cookies.



I made _____ rows of _____ cookies.

There are _____ cookies.

Grid Game

Line Master 8-1

What You Need:

- 2 number cubes (2-7)
- 2 crayons (a different colour for each player)
- a grid

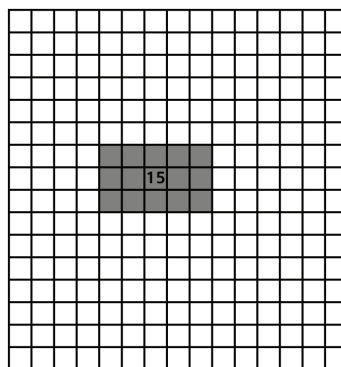
How to Play:

1. Player 1:

Roll the cubes.

Use the numbers to colour equal rows in the middle of the grid.

Print how many squares you coloured inside your rows.


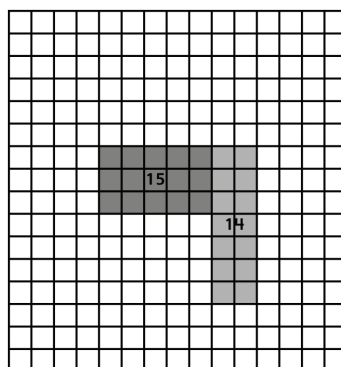


2. Player 2:

Roll the cubes.

Use the numbers to colour equal rows. Your rows have to touch already coloured rows on one side.

Print how many squares you coloured inside your rows.



3. Players 1 and 2:

Take turns rolling the cubes and colouring equal rows.

If there is no space to colour rows for the numbers you roll, you lose a turn.

The game ends when no one can colour in more rows.
The player with the most coloured squares wins!

Grid Game

Line Master 8-2

Player 1


Player 2

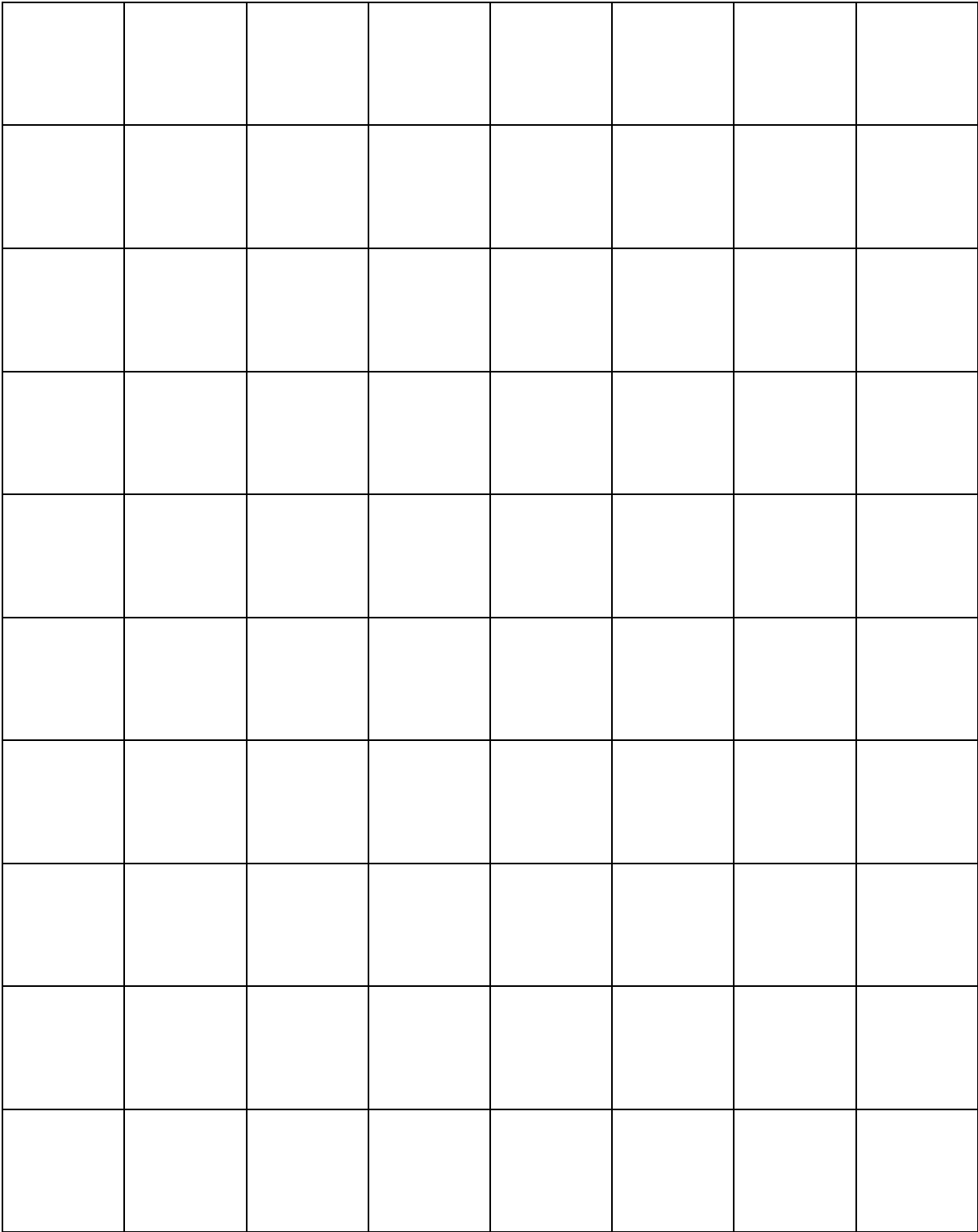
Name: _____

Name: _____

Colour: _____

Colour: _____





What Can You Learn?

Line Master 10

Name: _____

Look at the display of squares arranged in equal rows.
Tell what you learn.
Use words, numbers, and/or drawings.

Plan Your Advertisement

Line Master 11

Name: _____

Create an eye-catching advertisement for Array's Bakery.
Think and plan first.

What baked goods will you draw?

How many will you draw?

How will you arrange them in equal rows?

What words will you use to describe them?

How will you make your advertisement eye-catching?



Solve the Problem

Line Master 12-1



Name: _____



There are 24 cupcakes.
How many cupcakes does each customer get?



There are 2 customers.

There are 3 customers.



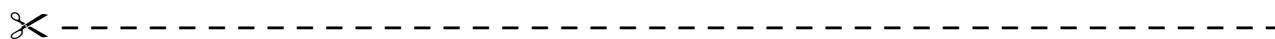
There are 4 customers.

There are 6 customers.

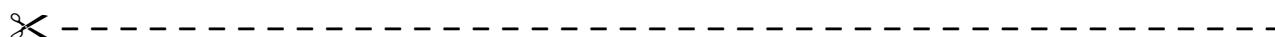


Solve the Problem

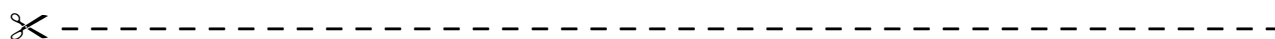
Line Master 12-2



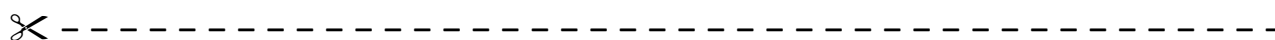
There are 24 muffins.
Show 2 ways to arrange the muffins in equal rows.
Use grid paper if you want.



There are 30 muffins.
Show 2 ways to arrange the muffins in equal rows.
Use grid paper if you want.



There are 20 muffins.
Show 2 ways to arrange the muffins in equal rows.
Use grid paper if you want.



There are 36 muffins.
Show 2 ways to arrange the muffins in equal rows.
Use grid paper if you want.

Solve the Problem

Line Master 12-3



Array has **4 rows of 5 cookies.**

That's _____ cookies.

If someone buys 5 cookies, how many cookies are left? _____



Array has **5 rows of 4 loaves of bread.**

That's _____ loaves of bread.

If someone buys 4 loaves, how many loaves are left? _____



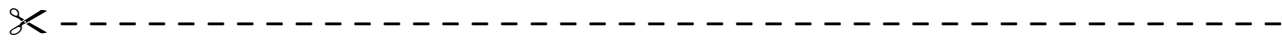
Array has **5 rows of 5 muffins.**

That's _____ muffins.

If someone buys 5 muffins, how many muffins are left? _____

Solve the Problem

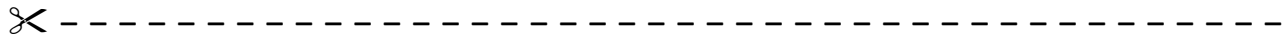
Line Master 12-4



Array has **2 rows of 5 cookies.**

That's _____ cookies.

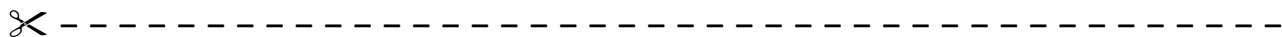
If Array adds 2 more rows, how many cookies does he have? _____



Array has **5 rows of 2 cupcakes.**

That's _____ cupcakes.

If Array adds 1 more row, how many cupcakes does he have? _____



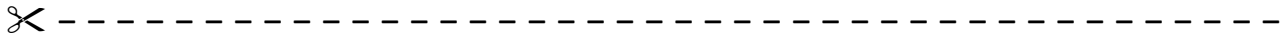
Array has **2 rows of 6 muffins.**

That's _____ muffins.

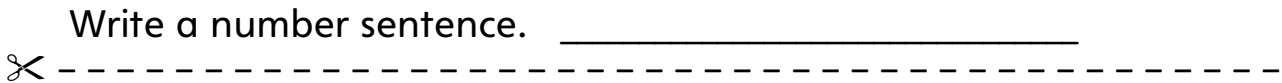
If Array adds 1 more row, how many muffins does he have? _____

Solve the Problem

Line Master 12-5

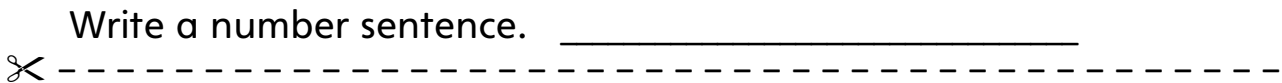


Draw 4 rows of 2 cookies.



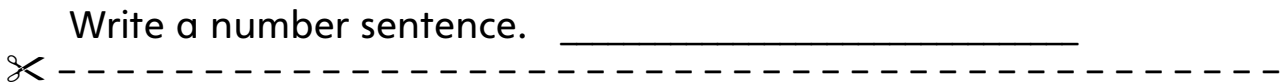
Write a number sentence.

Draw 3 rows of 5 cookies.



Write a number sentence.

Draw 5 rows of 3 cookies.



Write a number sentence.

Draw 2 rows of 4 cookies.

Write a number sentence. _____