


Activity 10 Assessment

Sorting with Attributes

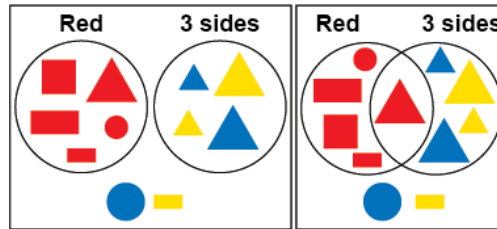
Identifying and Sorting Attributes

Uses one attribute to sort (size, colour, shape)

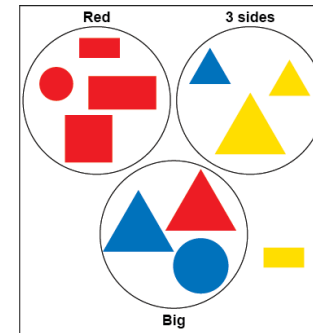


"I sorted the blocks by number of sides: 3."

Identifies 2 attributes and uses them to sort (with and without overlap)



Identifies 3 attributes and uses them to sort (without overlap)



"I used the attributes red, 3 sides, and big."

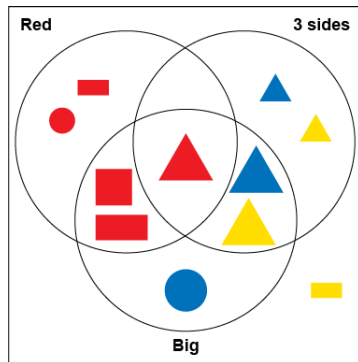
Observations/Documentation

Activity 10 Assessment

Sorting with Attributes

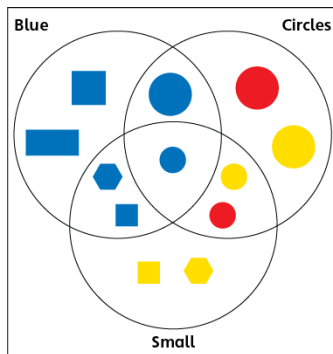
Identifying and Sorting Attributes

Identifies 3 attributes and uses them to sort (with overlap)



“One block has all three attributes: red, 3 sides, and big.”

Identifies the sorting rule



“The centre overlap has a small, blue circle. So, this category must be blue, this must be small, and this must be circles.”

Uses attributes flexibly to sort (concretely and mentally)

Attributes: small, blue, 6-sides
Centre overlap: small blue hexagon
Overlaps:
Small, blue blocks
Small hexagons
Blue hexagons

Observations/Documentation