




Activity 13 Assessment

Exploring Transformations

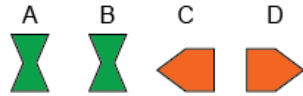
Applying Transformations to 2-D Shapes		
<p>Identifies congruent shapes with same orientation</p>  <p>“These shapes are congruent because they have the same shape and size and are facing the same way.”</p>	<p>Identifies congruent shapes with different orientations (uses physical movement)</p>  <p>“These shapes are congruent because when I turn one shape, it matches the other shape exactly.”</p>	<p>Identifies congruent shapes with different orientations (uses visualization)</p>  <p>“These shapes are congruent because I can picture turning one shape half a turn to match the other.”</p>
Observations/Documentation		

Activity 13 Assessment

Exploring Transformations

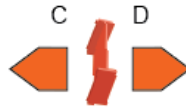
Applying Transformations to 2-D Shapes (con't)

Identifies translations but struggles to differentiate between reflections and rotations



"I would translate A to the right to get B.
I'm not sure whether I would reflect or rotate C
to get D."

Performs the transformation needed to match two congruent shapes (i.e., rotation, reflection, or translation)



"I used a Mira and the two shapes matched exactly. So, Shape C was reflected."

Uses orientation to flexibly predict and describe transformation of congruent shapes



"From A to B: same orientation, so translation to the right; from C to D: opposite orientations, so a reflection in vertical line between C and D; from E to F: different orientations, so quarter-turn clockwise rotation."

Observations/Documentation