





Activity 16 Assessment

Comparing Fractions 2

Partitioning Quantities to Form Fractions			
<p>Partitions whole (area or length) into parts that are not equal</p>  <p>"I folded the strip into 4 parts."</p>	<p>Partitions whole (area or length) into equal parts</p>  <p>"I folded the line into 4 equal parts."</p>	<p>Names the unit fraction</p>  <p>"Each part represents one-sixth."</p>	<p>Counts parts using unit fractions</p>  <p>"1 one-fourth, 2 one-fourths, 3 one-fourths, 4 one-fourths"</p>
Observations/Documentation			

Activity 16 Assessment

Comparing Fractions 2

Partitioning Quantities to Form Fractions (con't)

Compares unit fractions



“One-half is bigger than one-third of the same whole.”

Understands relationship between number of parts and size of parts


“When I divide the whole into more parts, the parts get smaller.”

Uses fraction symbol to represent fractional quantities of whole



$\frac{4}{6}$ of the apples are green.”

Compares fractions with the same denominator



“ $\frac{3}{4}$ is bigger than $\frac{2}{4}$ because one more part is shaded.”

Observations/Documentation