

Planting Seeds

Line Master 1 (Assessment Master)

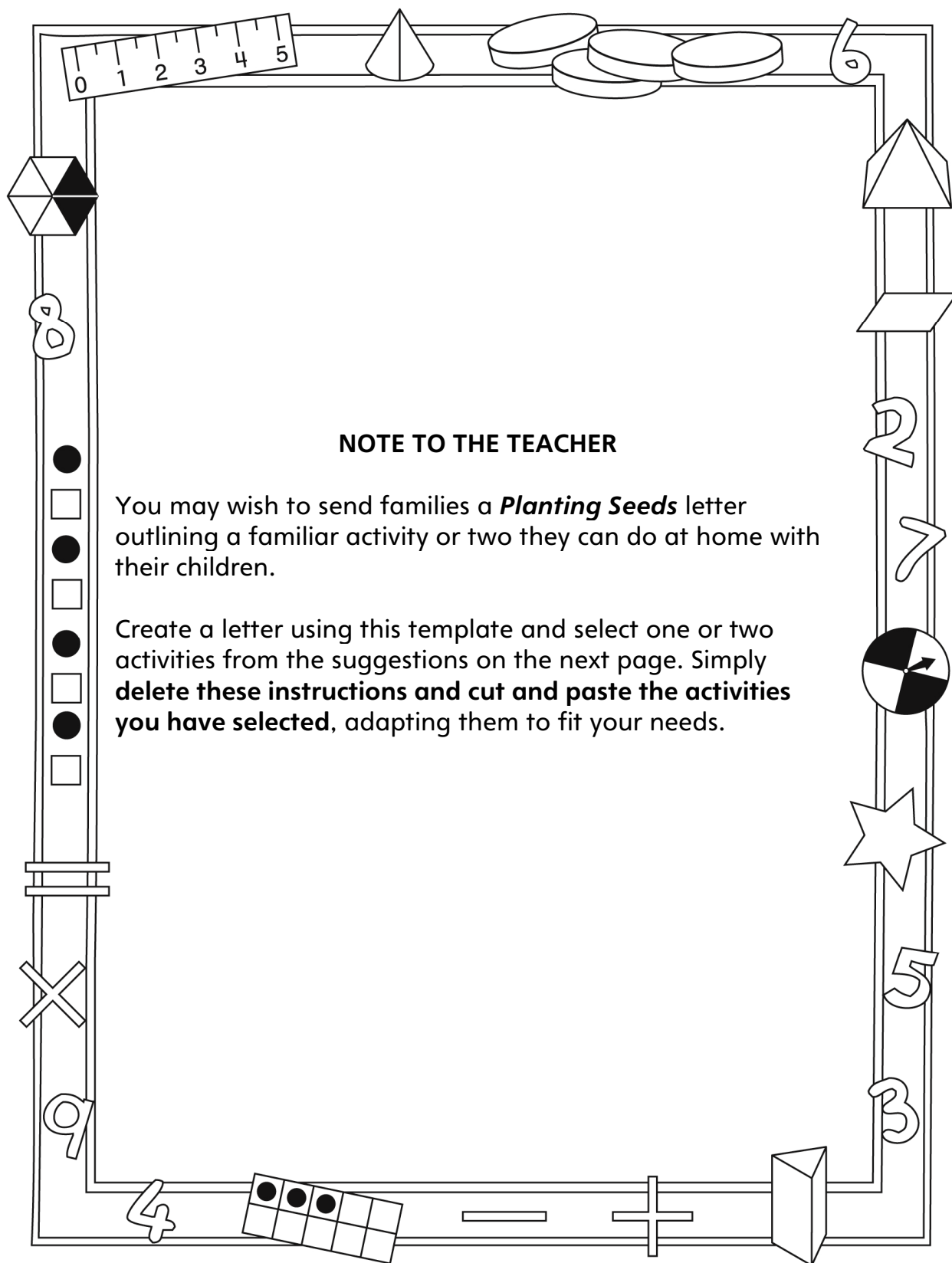
Name: _____

Add and Subtract to 1000	Not observed	Sometimes	Consistently
Uses properties of addition and subtraction			
Estimates sums and differences of multi-digit numbers			
Develops efficient mental strategies to solve equations with multi-digit numbers			
Develop Concept of Multiplication			
Models equal groups and uses \times to symbolize operation			
Models and symbolizes multiplication problem types involving equal groups and relates them to addition			
Skip-counts by factors of 10 (i.e., 2, 5, 10) and multiples of 10 from any given number			
Skip-counts by factors of 100 (i.e., 20, 25, 50) and multiples of 10 from any given number			

Strengths:

Next Steps:

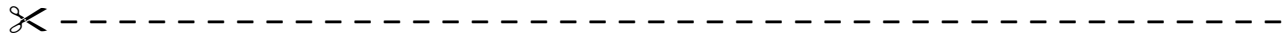
Connecting Home and School Line Master 2-1



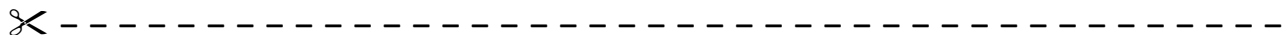
Connecting Home and School Line Master 2-2

Dear Family:

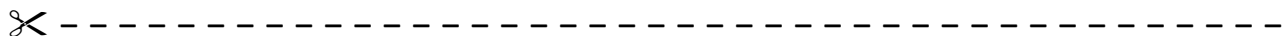
We have been working on ***Planting Seeds***, which focuses on adding and subtracting to 1000 and developing the concept of multiplication. Try this activity at home with your child.



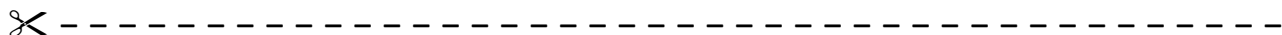
Reading the Story: As you read the story, encourage your child to follow along as the seeds are planted. Your child can count and compare the number planted and the number harvested. After reading, engage your child in finding the difference between numbers in their daily lives. For example: **It takes 30 minutes to eat dinner and only 10 minutes to eat breakfast. How much longer does it take to eat dinner?**



Multiplication Race: Write out the numbers 2, 3, 4, 5, 6, 8, 9, 10, 12, 15, and 18 on a piece of paper. Then play using a number cube. After rolling, multiply the number by 2 or 3 and cross off the appropriate number from the list. Players can compete to see who crosses off all the numbers first or they can work together to cross the numbers off.



Design Your Own Garden: With your child, explore your outdoor space (including nearby parks or the school yard). Together, design a plan for a garden and choose what to plant based on what is most appropriate in your setting. Encourage your child to organize plants into rows. Ask her/him to tally the number of plants in each section and record the total number of plants in the garden.



Sincerely,

What's the Difference?

Line Master 3

Name: _____

My arm-span is:

My partner's arm-span is:

The difference between our arm-spans is:

Adding Vegetables

Line Master 4

Name: _____

Solve using words, numbers, and/or drawings.

The community harvested 135 zucchinis and 310 carrots.
How many zucchinis and carrots did they harvest altogether?

How Many Ears of Corn?

Line Master 5

Name: _____

<p>_____ stalks of corn. _____ ears on each stalk.</p> <p>_____ x _____ = _____</p>	<p>_____ stalks of corn. _____ ears on each stalk.</p> <p>_____ x _____ = _____</p>
<p>_____ stalks of corn. _____ ears on each stalk.</p> <p>_____ x _____ = _____</p>	<p>_____ stalks of corn. _____ ears on each stalk.</p> <p>_____ x _____ = _____</p>
<p>_____ stalks of corn. _____ ears on each stalk.</p> <p>_____ x _____ = _____</p>	<p>_____ stalks of corn. _____ ears on each stalk.</p> <p>_____ x _____ = _____</p>

My Garden Design

Line Master 6

Name: _____

Design your own garden. Record what you planted using words, numbers, and/or drawings.



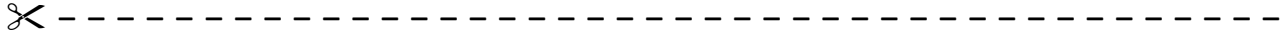
I planted _____ rows of _____.

I planted _____ rows of _____.

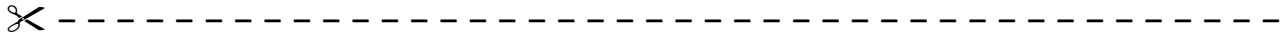
I planted _____ rows of _____.

Planting Seeds Problems

Line Master 7-1



Volunteers harvested 360 tomatoes and 400 ears of corn. How many tomatoes and ears of corn did they harvest altogether?



Last year, 160 carrots sprouted and 140 carrots were harvested. What is the difference between the number of carrots that sprouted and the number of carrots that were harvested?

Planting Seeds Problems

Line Master 7-2



Volunteers harvested 54 zucchinis last year. How many zucchinis would they have if that number doubled?



Suppose volunteers plant 6 rows of 7 tomato plants. How many tomato plants would they plant altogether?