

Following instructions

Instructions tell you what to do.
You follow many instructions every day at home.



Please set the table.



Now go and wash your hands.


You follow other kinds of instructions at school.



Follow these instructions.

- Draw a circle around the word that matches the picture.

chair
table



- Draw a line under the word that matches the picture.

glass
plate

Tip

Instructions help you know what to do. Here are some instruction words you often hear at school: *fill in, read, write, look, listen, share.*

**On
your
own**

Developing comprehension skills

Read the sentences.
Think about what the instructions tell you to do.

Making a Cheese sandwich



Take two pieces of bread.

Spread butter on the bread.



Place the cheese on one piece of bread.


Put the two pieces of bread together.



1 Draw a circle around the things you need to make a cheese sandwich.



2 Draw a line under the picture that shows where to put the butter.



3 What do the instructions say to do first?
Draw a box around the sentence.

Put the two pieces of bread together.

Take two pieces of bread.

Place the cheese on one piece of bread.

Read the sentences.
Think about the instructions.

Let's grow flowers

First, fill a pot with soil.
Carefully put the seeds into the soil.
Use a watering can to water the seeds.
In a few weeks your flowers will begin to grow.



4 You want to grow flowers.

Draw a circle around the thing you need.



5 Where do you put the seeds?

Draw a box around it.



6 What do you put in the watering can?

Draw a line under it.



Write the word that belongs in the sentence.

- 7 The children are planting seeds to grow _____.
- flowers carrots trees

Working with words

Write a word from the box on each line.

bread grow soil weeks

- 8 It takes a few _____ for flowers to start growing.
- 9 Flowers need the sun to _____.
- 10 You can dig in the _____.
- 11 You need _____ to make a sandwich.

Making
the reading
and writing
connection



Draw a picture of you in the garden.
Write a sentence about your picture.

Using pictures

Do you like to look at pictures?
Pictures can give you lots of information.

This picture tells you things about the emu.

Read each question.

Draw a circle around the picture that gives the answer.



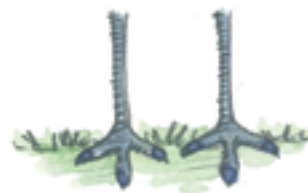
- Where does the emu live?



- What is the emu doing?



- ▲ What do emus use to run?



Tip

Pictures can help you when you read.
When you look at a picture, think about all the information it gives you.

Emu chicks



Look at each picture.

Draw a line under the sentence that goes with the picture.



Emus keep their eggs on the ground.

Emus keep their eggs in a tree.



Emu chicks are green and blue.

Emu chicks are brown and white.



Emu chicks stay away from their father.

Emu chicks stay close to their father.

Write the word that belongs in the sentence.

4 Emu chicks hatch out of _____.

eggs

trees

wings

Read the sentences. Look at the pictures.
Think about what they tell you.

Let's eat



Emus catch and eat insects.

Emus like fruit.

Emus like leaves.

Emus love caterpillars, too!



Draw a circle around the picture that answers the question.

5 What do emus catch and eat?



6 What do emus like to eat?



7 What else do emus like to eat?



Draw a line under the answer.

8 Do emus eat fruit? Yes No

Write the word that belongs in the sentence.

9 Emus eat many kinds of _____.
food dirt water

Working with words

Draw a line from the word to the clue it matches.

- | | |
|-----------|------------------------------|
| 10 chicks | things that grow on trees |
| 11 food | birds that live in Australia |
| 12 leaves | what people and animals eat |
| 13 emus | baby birds |

Making
the reading
and writing
connection



Draw a picture of an animal you like. Write a sentence that gives some information about the animal.

Main idea

The **main idea** is what a story is all about.
To find the main idea you need to think about the whole story.

Draw a line under the sentence that is the main idea of each picture.



- The cat has a ball.
- The cat has a piece of string.



- Joe is feeding his dog.
- Joe is feeding his fish.



- ▲ This is a pet bird.
- ▲ This is a wild bird.

Tip

Sometimes the name of a story tells you what the main idea is.

**On
your
own**

Developing comprehension skills

Read the story.
Look for a sentence that tells you what the main idea is.

Julie has a new kitten.
She feeds it kitten food.
She plays games with her kitten.
Julie teaches her kitten to use a litter tray.



Read each sentence. Does the sentence tell you what the main idea of the story is?

Write **yes** or **no**.

- 1 Julie teaches her kitten to use a litter tray. _____
- 2 Julie has a new kitten. _____
- 3 Julie plays games with her kitten. _____
- 4 Draw a circle around the best name for the story.

Julie's New Kitten Julie Plays A Game The Kitten Runs Away

Read the poem. Think about the main idea.

There's a mouse in my house!
I hear it at night.
It runs past my door
When I turn out the light.



Fill in the circle next to the answer.

5 What is the poem all about?

a house a door a mouse

6 Which sentence tells you what the main idea is? Write it on the lines.

I hear it at night.

There's a mouse in my house!

It runs past my door.

I turn the light out at night.

7 Draw a line under the best name for the poem.

The Mouse

At Night

In Bed

Working with words



Write a word from the box on each line.

bed

fish

games

night

8 I see a _____ in the pond.

9 At _____ the sun goes down.

10 I sleep in a _____.

11 Children like to play _____.

Making
the reading
and writing
connection



Draw a picture of yourself doing something.
Give your picture a name that tells people
what the main idea is.