

STUDENT BOOK • 2ND EDITION

ii Tomo い

Yoshie Burrows
Mami Izuishi
Emma Lowry
Yoko Nishimura-Parke

SERIES CONSULTANT

Professor Anthony J. Liddicoat

い
と
も
1



iiTomo Second Edition

Engaging and interactive Japanese language learning for Secondary Years

Clearly aligned to the Australian Curriculum, New South Wales Syllabus, Victorian Curriculum and Western Australian Curriculum, *iiTomo* 1–4 Second Edition offers new components and updated features for a motivating and supportive set of Japanese resources for students and teachers.

Student Book

A clear layout with improved, scaffolded content and visuals for Years 7–10 that focus on support and engagement and allow flexibility of use.

Reader+

Reader+ gives you access to the eBook version of your Student Book as well as multimedia content including audio, new grammar animations, new stroke order animations, new videos, interactive games and worksheets.

Activity Book

Updated engaging activities offer even more differentiated learning opportunities and reinforcement of key skills.

Teacher Guide





A comprehensive teacher support for beginning, relief and experienced teachers, making lesson preparation and implementation easier and saving you time. At a glance see all the resources linked to a chapter to make planning easier, selecting the right resources to suit your class or individuals. The Teacher Guide also includes clear learning goals, answers to the Student Book and Activity Book, audio scripts and teaching support notes.

Teacher Reader+ and Audio Download

Access to all of the Student Reader+ content as well as a wealth of teacher materials including tests and associated audio, answers to all tests and worksheets, audio scripts, all of the Activity Book pages with answers ready for projection, weblinks and curriculum grids. Audio downloads are also available for ease of access.



Also available: a new *iiTomo Senior* Student Book and Reader+ for Years 11 and 12.



Contents

How to use <i>iiTomo</i>	vi
Japanese classroom expressions	viii

Chapter	1	だいーか 11	だい二か 21	だい三か 35
Title	ひらがな	はじめまして	わたしのともだち	わたしのかぞく
Content	Japanese writing systems Animals Colours	Introducing yourself Greetings What I like Countries and nationalities	Introducing yourself Talking about others Personal information Friends	Family
Communicating	Talk about likes and dislikes Ask and say what something is Talk about animals Talk about colours Use some polite expressions	Introduce yourself using gestures Greet people in different situations Talk about things you like Talk about nationalities	Ask someone their name, age and phone number Tell someone your name, age and phone number Introduce and describe your friends Count to 100	Say how many people are in your family Ask about someone else's family Describe family members Notice relationship clues when others describe their family members
Understanding	Discover the Japanese writing system Read and write the 46 basic <i>hiragana</i> and their modified forms Discover the Japanese sound system Learn some Japanese punctuation marks	Explore the meaning of <i>はじめまして</i> Investigate the Japanese sound system Read and write <i>hiragana</i> words	Use い adjectives Read and write the numbers 1 to 99 in <i>kanji</i>	Understand and apply the rules for counting people Learn positive and negative forms of verbs Master the use of titles さん、くん、ちゃん、さま
Particles	か が は を	は が か	と も の	が
Sound system	Pronunciation of the vowels and the ら line	Pronunciation of particle は, long o sound and the す sound in です	Using small や, ゆ and よ to make combination sounds Using う for the long o sound	Small つ to double a consonant Revisit long vowel sounds
Hiragana & Kanji	46 basic <i>hiragana</i>	日 本 人 語	<i>Kanji</i> numbers 1-99	父 母 何
Intercultural and Cultural	Learn about the origins of the Japanese writing system Consider appropriateness when expressing likes and dislikes	Locate Japan and Australia on a world map Adjust the language you use to suit different contexts Compare teen cultures in Australia and Japan	Understand use of honorific お Learn about Japanese given names and surnames Compare how different ages are celebrated in Australia and Japan Reflect on friendship in Australia and Japan.	Discover how Japanese people refer to their own family members when speaking to others Discover how Japanese people address their own family members Discover how Japanese people address someone else's family members
Text types	Photo captions	Photo captions Map Speech	Photo captions Profiles Interview Manga	Photo captions Photo story Manga
Putting it all together	Create a collage of images of Japan Create a digital picture book of colours and animals	Create an avatar or slideshow introducing yourself Create a poster of your favourite things	Introduce a pet Interview a classmate and create a profile	Create a digital presentation about a family Create an imaginary family tree

Chapter	だい四か 49	だい五か 61	だい六か 75
Title	わたしのまち	わたしの いっしゅうかん	いただきます
Content	Talking about where you live	After-school activities	Japanese food
Communicating	Ask others where they live and say where you live Describe your city or town Ask for and give information about places.	Talk about what you and others do on a certain day of the week Express how much you like something Say where someone is going Talk about what you and others do and don't do after school	Use numbers 100 - 1000 Ask and give a price Order food at a restaurant Use appropriate phrases and gestures to start and finish a meal Talk about your favourite food and what you will eat
Understanding	Use い and な adjectives Use conjunctions such as そして	Negative form of verbs	Revise the use of particles が、は、を、に and も
Particles	に で	に を	ね よ
Sound system			Pronunciation of 300, 600 and 800.
Kanji	大 小	月 火 水 木 金 土 好	円
Intercultural and Cultural	Learn about some major cities in Japan, especially Kyoto Explore local products and souvenirs Discover souvenirs from Kyoto and some other cities Reflect on the identity of your own town	Learn about activities that Japanese students enjoy and compare with the ones you enjoy Discover ならいごと (after-school activities) popular among Japanese students	Discover various Japanese dishes Explore the concept of set meals Discover the importance of presentation of Japanese food Understand the different ways of expressing "dislike" based on context
Text types	Photo captions Souvenir map Brochure Interview Manga	Photo captions Poster Email Website Blog post Interview	Photo captions Menu Text message Advertisement Manga
Putting it all together	Create a bilingual brochure Create a presentation about your town	Create a digital story about you, your family, friends and favourite activities Conduct a survey about popular after school activities	Create a menu Create a dialogue at a restaurant Create an infomercial about Japanese "ready to serve" meals

References

Adjectives	83
Verbs	83
Family terms	83
Counting	84
Particles	85
Grammar summary	86

Vocabulary

Japanese – English	88
English – Japanese	92

How to use *iiTomo*

Let's explore what's in your *iiTomo Second Edition* Student Book, Reader+ and Activity Book.

Classroom expressions

You can find some useful **classroom expressions** that your teacher will be using and some you can learn to say on page viii. Have a go at practising these and using them during your Japanese lessons!

Hiragana chapter

In *iiTomo*, you will find all *hiragana* introduced at the start of the book in Student Book 1 and Activity Book 1. All *katakana* is introduced in *iiTomo 2*.

The *hiragana* chapter in *iiTomo 1* is designed for you to learn all *hiragana* characters. The chapter begins with general information about the Japanese writing system. Each page after that introduces two lines of *hiragana*. The structure of these pages is the same:

Hiragana cards show how each character is written and are accompanied by animations in your Reader+ to show the stroke order.

Let's read provides reading practice focusing on carefully selected animal and colour words.

Hiragana in action shows what you can do using the characters you are learning. The language introduced in this section gives you an opportunity to communicate in Japanese at a basic level from the very beginning of your learning. Grammar is not the focus of the *hiragana* chapter.

In the Activity Book the *hiragana* chapter provides an opportunity to practise everything you have learnt in your Student Book.

You may cover the whole *hiragana* chapter at the start of the year, or go through some pages then move on to chapter 1 and come back to it.

Here are some features that are common to all chapters in your Student Book.

Chapter opening page

The first page of every chapter offers three **Let's get started** inquiry questions for you to consider as a group. The first question is factual, the second conceptual and the last debatable. They allow you to tap into your general knowledge and personal experience. Then, take the time to discuss the authentic visuals in class to predict what you will be learning about, and do the related tasks in your Activity Book chapter opening page which provides some cultural insights too. In your Reader+ eBook, there is a video you may want to watch now and revisit later on or you could wait until you get into the chapter to watch it. Each episode features a Japanese teenager and her friends and family and gives you the opportunity to discover real life situations.



The learning goals for each unit include:

- **Communicating** outlines the new communication skills you will be learning
- **Understanding** lists the different language items you will be covering, including new kanji
- **Intercultural and Cultural** shows some of the cultural information you will explore and comparisons you will make to develop your intercultural understanding.

My hiragana and My kanji


These pages present *hiragana* and *kanji* learning for the chapter with support for learning stroke order and pronunciation to help you read and write *hiragana* and *kanji* quickly and confidently.

In your Reader+, stroke order animations support you with your script writing skills and you can copy or print out the character writing sheet for this purpose. The Activity Book includes some extra activities to practise your writing too.

You will find handy *hiragana* and *kanji* reference charts inside the back cover of this book.

Talk time

On these pages, you will get the opportunity to listen to and speak Japanese. Use the audio to rehearse your pronunciation and practise the speaking drills with a partner or in the class group. The English meaning for all new vocabulary is provided. Key sentence structures and grammar points are presented in red boxes with references to the relevant **Got it?** page.



Check it out!

On these pages, you will be able to read a variety of text types in Japanese. From brochures to personal presentations, to emails and websites, put your Japanese reading skills into practice and answer the comprehension prompts on the page.



Go for it!


Use your speaking skills to practise everything you have learnt so far. Practise with the given conversation first, and then have a go at creating your own, replacing the words in burgundy colour.



Got it?

Refer to these pages to develop your understanding of how the Japanese language works. The key language seen in that chapter is explained and supported by examples. For each chapter, your Reader+ offers animations that present the main language points in a visual way. You could watch these in class and/or in your own time.

At the back of your book, reference pages provide a summary of the main language content. The **verb tables** are a great reference when you are unsure how to use the different verb forms in Japanese.



Power up!

Power up your Japanese learning with this section which gives you additional information about a more advanced language point related to the chapter.

Find out more!

These pages are where you will see everything you have learnt in the chapter come together in a *manga* or online blog post. Put your listening, speaking, reading and writing skills into practice while continuing to develop your intercultural understanding.







Vocabulary

At the end of each chapter is a summary of the new key language introduced in that chapter. Your Reader+ includes a more complete chapter vocabulary list. You can also look up words in the Japanese-English and English-Japanese vocabulary lists at the end of the book.

Putting it all together!

The last page of each chapter includes some fun activities to choose from. You can work independently or collaboratively to apply the language and skills you have learnt, using technology when needed. You may even start working on an activity before you finish the chapter.

Icons used in iiTomo Student Book:

-  Listen to Japanese native speakers and practise your comprehension and pronunciation skills.
-  Watch video content to support you when learning grammar patterns and stroke order or view a dialogue related to the content of the chapter.
-  Develop your intercultural language learning awareness. Observe, notice, explore, compare and record your point of view.
-  Work out Japanese language using deductive and thinking skills.
-  Learn something extra about Japanese culture or language!
-  Develop your 21st century skills with activities that involve collaboration, communication, critical thinking, creativity and ICT skills.

The *iiTomo 1* student components are:

- ***iiTomo 1* Reader+ eBook**
- ***iiTomo 1* Student Book**
- ***iiTomo 1* Activity Book**

We hope you will find your *iiTomo* resources clear and supportive for an enjoyable, relevant and rewarding learning experience.

Japanese classroom expressions

日本語のきょうしつのことば

Learn these expressions and start using them as much as possible in class.

sen sei
先生



Stand up.

kiritsu tatte kudasai
きりつ。／たってください。

Bow.

rei
れい。

Good morning. / Hello.

ohayō gozaimasu konnichiwa
おはようございます。／こんにちは。

Sit down.

chakuseki suwatte kudasai
ちやくせき。／すわってください。

Everyone

minasan
みなさん

Let's call the roll.

shusseki o torimasu
しゅっせきを とります。

Today, we will study ().

kyō wa o ben kyō shimasu
きょうは()を べんきょうします。

Please look.

mite kudasai
みてください。

Please listen.

kiite kudasai
きいてください。

Please read.

yonde kudasai
よんでください。

Please write.

kaite kudasai
かいてください。

Please say it.

itte kudasai
いってください。

Please make pairs.

pea ni natte kudasai
ペアに なってください。

Look at page ().

pe e ji desu
() ページです。

Do you understand?

wakarimasu ka
わかりますか。

Did you understand?

wakarimashita ka
わかりましたか。

Please be quiet!

shizukani shite kudasai
しずかに してください。

Well done!

yoku dekimashita
よくできました。

chuu gaku sei
中学生



Here! (roll)

hai
はい。

Teacher

sensei
せんせい

(Your classmate's name)

(~san / kun)
(~さん／くん)

~is absent.

wa oyasumi desu
~は おやすみです。

I am sorry (to be late).

(okurete) sumimasen
(おくれて) すみません。

I understand/
understood.

wakarimashita
わかりました。

I don't understand.

wakarimasen
わかりません。

Can you please say it
again?

mō ichido itte kudasai
もういちど いってください。

Please say it slowly.

yukkuri itte kudasai
ゆっくり いってください。

What is () in English

wa eigo de nan desu ka
() は えいご でなんですか。

What is () in Japanese?

wa nihongo de nan desu ka
() は にほんご で なんですか。

May I go to the
bathroom?

to ire e ni ittemo i i de su ka
トイレに いってもいいですか。

Do you have ()?

wa arimasuka
() はありますか。

Can I borrow this?

karitemo i i de su ka
かりてもいいですか。

Here you are.

dō zo
どうぞ。

Yes. / No.

hai iie
はい。／いいえ。

textbook (student book)	kyō ka sho きょうかしょ	tablet/iPad	taburetto aipaddo タブレット／アイパッド
activity book	akutibitii bukku アクティビティ・ブック	pen	pen ペン
notebook	nō to ノート	pencil/colour pencils	empitsu iroempitsu えんぴつ／いろえんぴつ
dictionary	jisho じしょ	eraser	keshi gomu けしゴム
computer, laptop	kompyuuta rappu toppu コンピューター／ラップトップ	paper	kami かみ
whiteboard	howaito bō do ホワイトボード		