


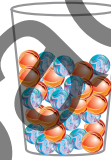
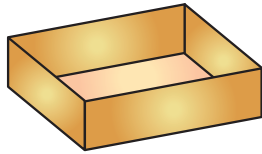
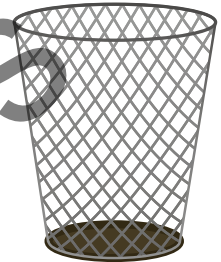
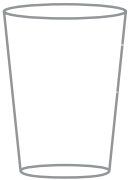
## The mice and the parrot



- 1 What are the mice wearing?
- 2 How many hats are in this picture?
- 3 How many balloons are in this picture?
- 4 What else can you count in the picture?
- 5 What things are round? Colour the round things.
- 6 What is the parrot doing?
- 7 What could happen when the mouse sticks the needle into the balloon?
- 8 Why is the mouse with balloons worried?
- 9 How many legs can you see in this picture?
- 10 Which of these questions do you like best? Why do you like it?



1 Circle the containers that hold zero things.  Trace the numerals and the word "zero".


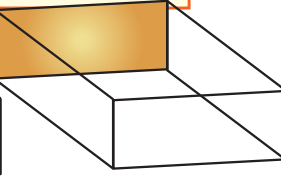

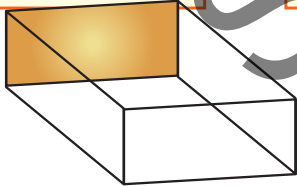


2 These stalls were at the show. Look at the picture and then answer the questions.

horses


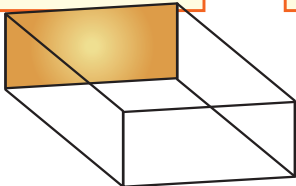
pigs

dinosaurs



cows

rabbits



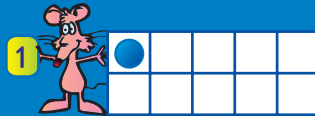
How many dinosaurs?

How many horses?


How many cows?

How many pigs?






1 **Circle** the groups with one object.  Trace the numerals and the word "one".



2 Draw one fish.




How many fish did you draw?




FUN SPOT



Colour the parts that are shown only once.







1 Circle the groups of two. Trace the numerals and the word "two".



Discuss which groups above have the same number.



2 Colour two in each row. Trace the numbers.



Draw two balloons.

Tell a story about the balloons.





# Long, short and tall

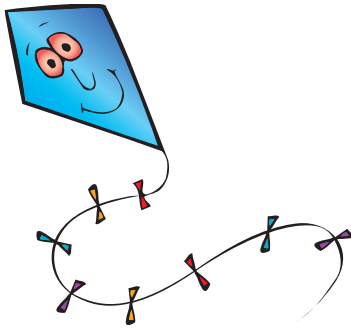


1 Draw lines to match each word to a picture.

short

long

tall



2 Draw a tall tree.

Draw one long arrow.

Draw a long scarf.

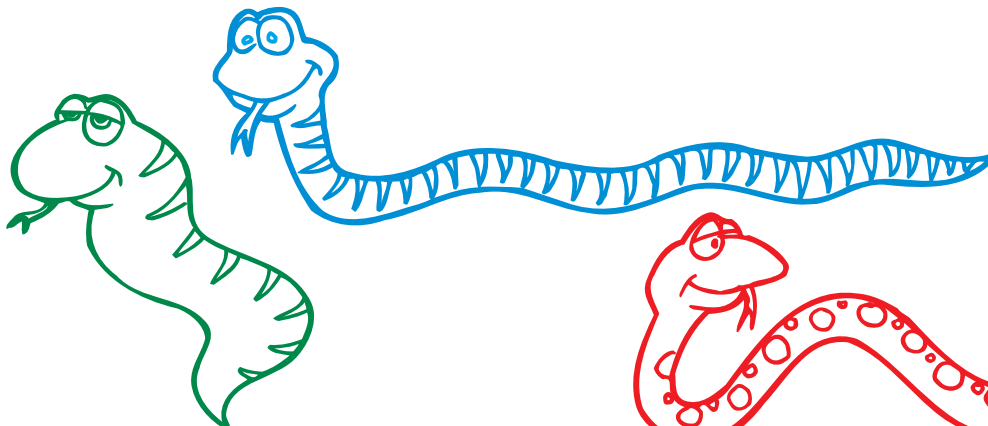
Draw two short trees.

Draw two short arrows.

Draw two short scarves.



3 Colour the long snakes. Draw two more short snakes.





1 Colour groups that show three. Trace the numerals and the word "three".




2 Draw three spots on each ladybird.

INVESTIGATION



Circle groups of two lollies.



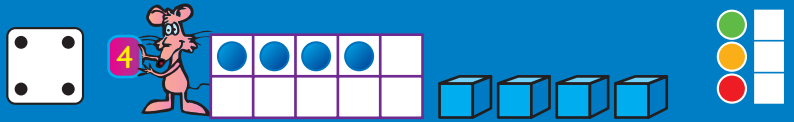
How many groups did you circle?

→ Talk about your answer.





3 Write the numeral after or before.


	3		2			1		0	
--	---	--	---	--	--	---	--	---	--



1 Circle groups that show four.  Trace the numerals and the word "four".




2 Draw objects to match each numeral.



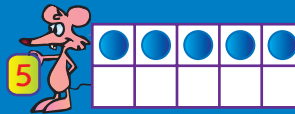
Make different dot patterns for four.

→ Talk about your answer.








3 Write the numbers 0, 1, 2, 3 and 4 from smallest to largest.





1 Colour the groups of five. Trace the numerals and the word "five".



2 Write the numbers in order.

a forwards

--	--	--	--

3	1	5	2	4
---	---	---	---	---

b backwards

--	--	--	--	--

2	5	1	4	3
---	---	---	---	---

3 Write 2, 0, 5 and 4 in order, smallest to largest.

--	--	--	--

4 Write 3, 5, 0 and 2 in order, smallest to largest.

--	--	--	--



Draw your hand on paper. Number the fingers 1 to 5.







1 Colour each group differently.




How have you sorted the objects?

Which group has the most?

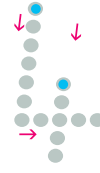
Sort groups of objects in your classroom. Talk about how you sorted the objects.

You could sort pencils, blocks, toys or counters.







1 Trace the numerals.



2 How many?



3 Join the numbers in order. Join the words in order.



Give each person 2 legs. Give each animal 4 legs.

FUN SPOT

