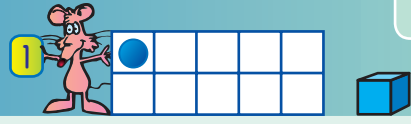



- What can you count in this picture?
- How many balloons are in this picture?
- Colour the round things red.
- What could happen when the mouse sticks the needle into the balloon?
- Why is the mouse with balloons worried?
- What are the mice wearing?
- How are these creatures different?
- Make up a question about the picture.

1A

The Number One




1 **Circle** the groups with one object.  Trace the numerals and the word "one".




one




2  Draw one fish.



How many fish did you draw?



 Colour the parts that are shown only once.



1 **Circle** the groups of two.  Trace the numerals and the word "two".




2 two



2 **Colour** two in each row.  Trace the numbers.

| | |
|---|---|
| 2 |  |
| 2 |  |
| 2 |  |

 Draw two balloons.

Tell a story about the balloons.

FUN SPOT




10

Comparing Groups



1 Colour each group differently.



How have you sorted the objects?

Which group has the most?

Sort groups of objects in your classroom. Talk about how you sorted the objects.

You could sort pencils, blocks, toys or counters.



1D

Long, Short and Tall

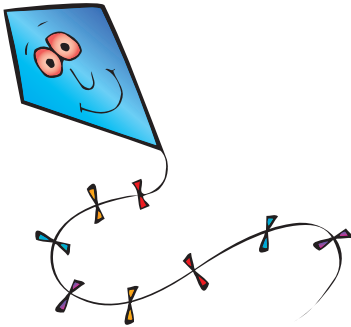


1 Draw lines to match.

short


long

tall



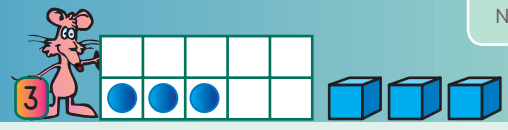
2 Draw a tall tree. Draw two short arrows. Draw a long scarf.

3 Colour the long snakes. Draw two more short snakes.



2A

The Number Three



1 Colour groups that show three. Trace the numerals and the word "three".

2 Draw three spots on each ladybird.

3 Circle groups of three lollies.

How many groups did you circle?

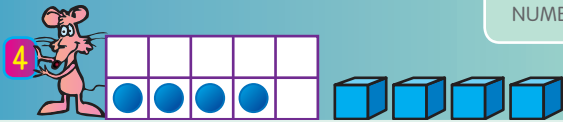
→ Talk about your answer.




4 Write the numeral before or after.

2B

The Number Four



1 Circle groups that show four.  Trace the numerals and the word "four".



2 Draw objects to match each numeral.

- 4
- 2
- 3
- 1

| |
|--|
| |
| |
| |
| |

3 Make different dot patterns for four.
→ Talk about your answer.






20

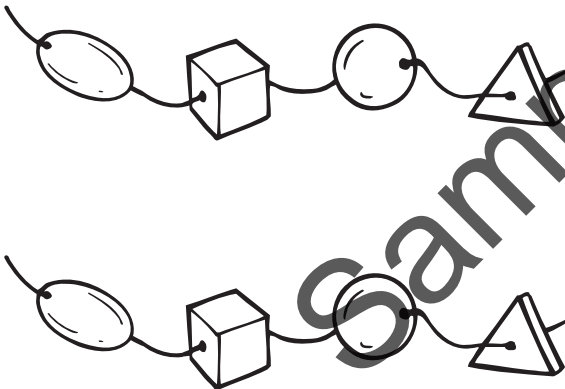
Matching




1 Draw a line from each animal to its food.



2 Colour matching beads the same colour.



3 Draw a ball for each racquet.



What does the boy eat?

FUN SPOT

