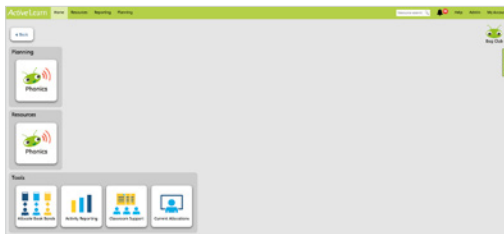




Teaching Program Guide

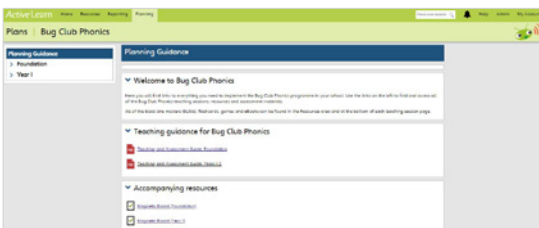
1. Getting started

- From the home screen, select the **Bug Club** tile. **Planning** will take you to the **Planning Guidance** area with all the teaching resources. **Resources** is the area where you can search for eBooks, games and other sharable resources. **Tools** gives you easy access to many of the site's features, including **Classroom Support** which has tips for getting started and more.



2. Planning

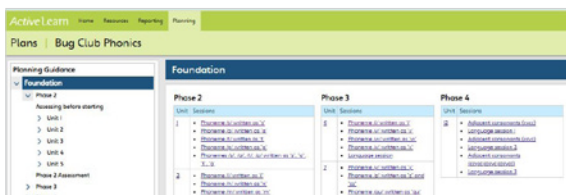
- Planning Guidance** is your starting point. This section contains *Teaching and Assessment Guides* for **Foundation** and **Years 1-2** and links to **Accompanying resources** such as templates for you to tailor.



- The Bug Club Phonics program is structured in Year levels and Letters and Sounds **Phases** (accessed via the menu at left). **Foundation** covers Phases 2-4 (Units 1-12) and **Years 1-2** covers Phases 5-6 (Units 13-30).

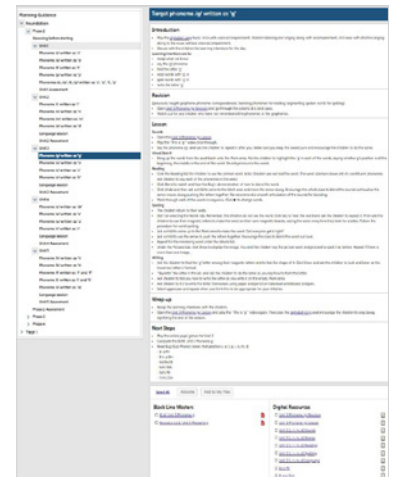
- Each Phase is divided into **Units** (or phonic sets) and each Unit contains two types of teaching sessions: **Phoneme** sessions (covering sounds, reading, spelling and writing) and **Language** sessions (covering irregular or key words).

- There are assessments at the end of each Unit and Phase.

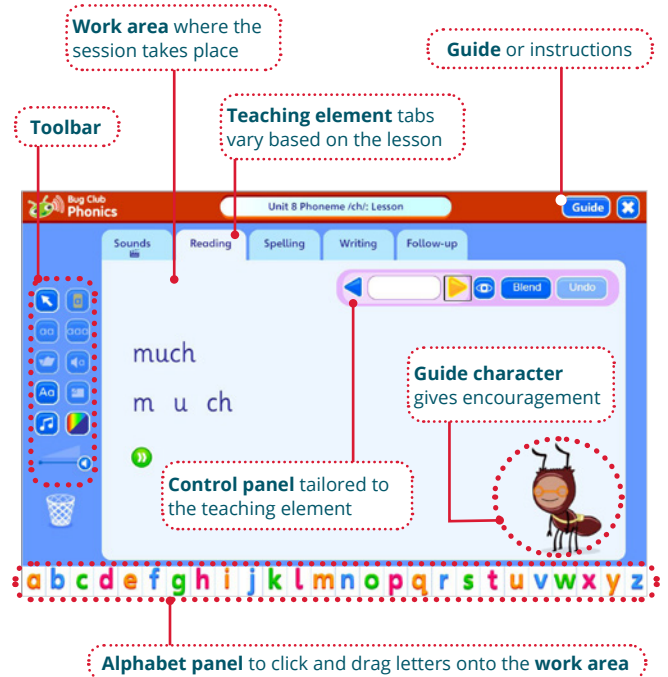


3. Sessions

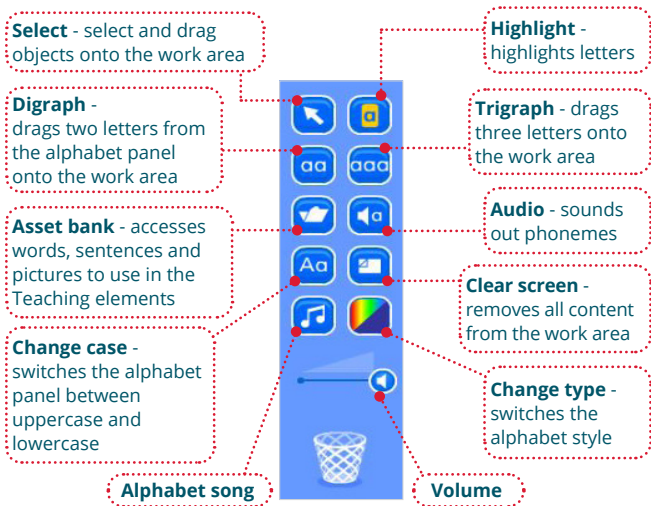
- Each **Session** provides step-by-step instructions, including lesson plans using the Bug Club Phonics Teaching Screen/ Magnetic Board and other sharable digital and downloadable resources.



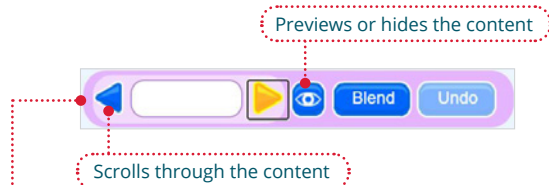
- Lessons using the Magnetic Board are designed to be displayed on the interactive whiteboard and feature:



- The Toolbar on the Magnetic Board consists of the following tools:



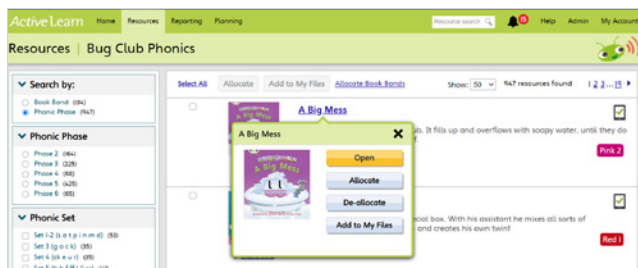
- Teaching elements on the Magnetic Board are managed by a control panel, which appears in the top right corner of the work area.



The control panel varies according to the activity – here it will blend.

4. Resources

- All digital resources (Magnetic Boards, eBooks and games) and downloadable resources (Blackline Masters, resource or flashcards) can be opened and added to your files. Most can also be allocated to students who earn points to play further games in their **My Rewards** when they have been completed.



- Over 130 fully decodable eBooks are available to practise and consolidate learning. Each book features tracked quizzes. You can see students' results in **My Reporting**.



Quiz.....

- There are assessment games for every Unit covering Sounds, Names, Reading, Spelling and Language to practise and consolidate learning and for formative assessment.



- There are also games to assess students' progress at the end of a Phase. The tests use real and pseudo words and will indicate which students need extra catch-up work. They can also be used to prepare students for the Year 1 Phonics Screening Check (where relevant). Downloadable assessment resources are also available.



5. Need help?

- See [Classroom Support](#) for videos and further Guides to show you how to get the most out of Bug Club Phonics and ActiveLearn Primary.
- Help** is available before and after logging in to the platform.
- You can also contact Pearson's Digital Support Team by email help@pearson.com.au, phone **1300 4 PEARSON (1300 473 277)** or live chat www.pearson.com.au

