

I can write all sorts of things:

what I like to do after school,

invitations and lists,

and funny stories.


Sample pages

Draw something you like writing about in the frame.

And when you see this symbol



- tick your best letter on that page ✓
- circle your best word on that page. ○



Contents

Page		Content	LA	Outcomes
1		I can write ...	English	Writing
2		Contents	English	Reading
3		Ready to write	English	Writing
4		Writing: letters and words	English	Writing
5		Writing is very useful.	English	Writing
6		WA Handwriting	English	Writing
7		Letter formation—Anticlockwise letters—Clockwise letters	English	Writing
8		Letter formation—Downward letters	English	Writing
9		Reference alphabet: starting point and direction	English	Writing
10	A	Apples	Science	Life and living
11	B	Brushes	Technology & Enterprise	Materials
12	C	Cinderella	English	Texts, <i>traditional stories</i>
13	Fl.	Banana Smoothie	Technology & Enterprise	Systems
14	D	Dinosaur	English	Texts, <i>poem</i>
15	E	Equator	Science	Earth and beyond
16	Fl.	Magnetic fishing game	Technology & Enterprise	Systems, <i>procedural text</i>
17	F	Five fat frogs	English	Texts, <i>traditional rhyme</i>
18	G	Gorillas	Science	Life and living
19		Letter clusters	English	Writing
20	H	A house survey	Society & Environment	Resources
21	I	It's raining ...	English	Texts, <i>traditional rhyme</i>
22		Crossword	English	Writing
23	J	January	Society & Environment	Time, continuity and change
24	K	Knock-knock joke	English	Texts, <i>word play</i>

Page		Content	LA	Outcomes
25	L	Types of lines	Technology & Enterprise	Materials
26	Fl.	Make a 32-page book	Technology & Enterprise	Systems, <i>procedural text</i>
27	M	Spell hungry horse ... riddles	English	Texts, <i>word play</i>
28	N	Words inside words	English	Writing
29	O	One, two, three, four, five ...	English	Texts, <i>traditional rhyme</i>
30	P	Peculiar pictures, foolish phrases	English	Writing
31	WYO	What is going on?	English	Writing
32	Q	Made-up Q words	English	Writing
33		Square and triangular numbers	Mathematics	Number
34	R	Colours of the rainbow	Science	Energy and change
35	Fl.	Tricky rhyme time	English	Texts, <i>word play</i>
36	S	Each sixth chick ...	English	Texts, <i>tongue twisters</i>
37	WYO	Number rhyme	English	Writing
38	T	Twins, two ...	Mathematics	Number
39	U	Under ... word square	English	Writing
40	V	Volcano	Science	Earth and beyond
41	W	What cheese ... riddles	English	Texts, <i>word play</i>
42	WYO	Make a birthday card	English	Writing
43	X	Words inside words	English	Writing
44	Y	Three tricky questions	English	Texts, <i>philosophical questions</i>
45	WYO	What was the question?	English	Writing
46	Z	Zippers	Technology & Enterprise	Materials
47	WYO	My house	English	Writing
48		Test	Test	English
Cover		Award		

Fl. = Fluency page

WYO = Write Your Own page

Ready to write

- 1 Hold your pencil like this.



Hold it **lightly** so your hand doesn't get tired.

- 2 Sit facing your desk, or turn slightly. Turn your paper also.
- 3 Keep your hand **below** the writing line so that you can see what you are writing. Rest your other arm on the desk.

Try not to write across your body—keep the paper on the side of your body that you write with.



Right-handers sit like this.




Left-handers sit like this.

Writing is made up of letters and words.

Letters c e g k m s t w

Words brush pencil scissors

Sentences I like painting.
Did you paint your house?



Letters make different sounds in different words.

English has 26 letters. They can be written in CAPITALS or lower case.

Spaces between the words make it easier to read the writing.


A sentence is a group of words that makes a whole thought or idea.

Sentences start with a capital letter and usually end with a full stop or a question mark.


Writing is very useful.

You can ...

tell stories



describe things



leave messages



keep a diary



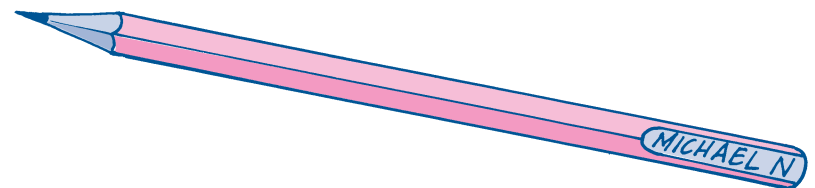
make lists



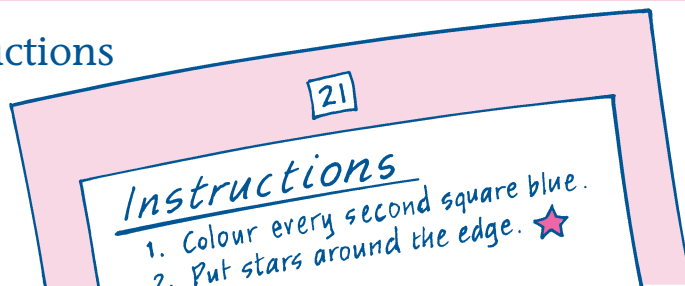
explain ideas



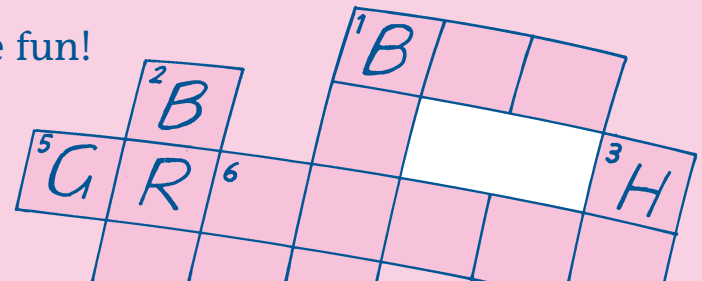
label things



write instructions



and have fun!



WA handwriting

- 1 Most letters start at the **top** and have strong **down strokes**.
- 2 Most letters have **crisp turns**. This makes a **wedge** shape inside many letters.
- 3 Many letters have **exits** and some have **entries**. This makes it easier to do joined writing later on.
- 4 The writing has a slight **slope** to help with fluency. You may write straight up and down if you prefer.
- 5 All letters have a **body**. Some also have a **head** or a **tail**. The letter **f** has all three!

h j l o u

e t v d n

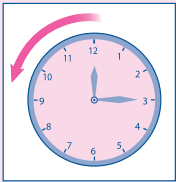
a k m r t

near tree

c e n o s w f
b d l t g p y

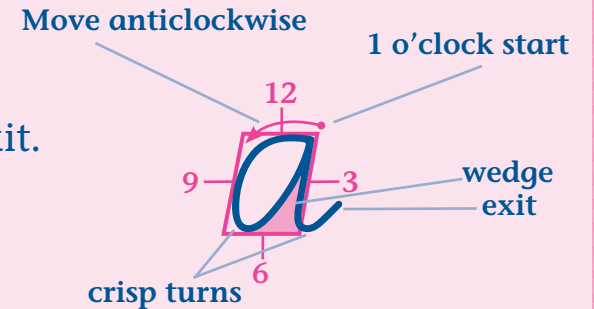
Letter formation

Anticlockwise letters: a c g q d e o f s



a c g q

Start at the top (1 o'clock).
Move ↶ anticlockwise.
Finish letters **a** and **q** with an exit.

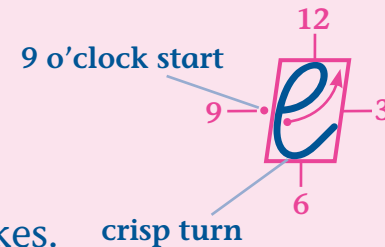


d e

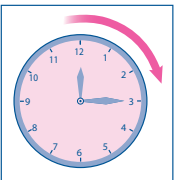
Start in the middle.
Move ↶ anticlockwise.
Finish with an exit.

o f s

Start at the top.
Move ↶ anticlockwise.
Letter **o** has an exit.
Letter **f** has a tail and two strokes.

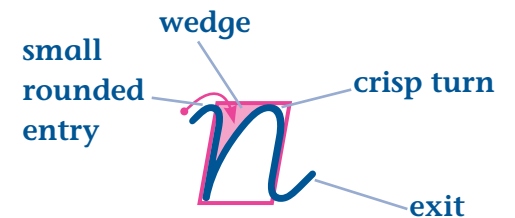


Clockwise letters: m n r x z h k p



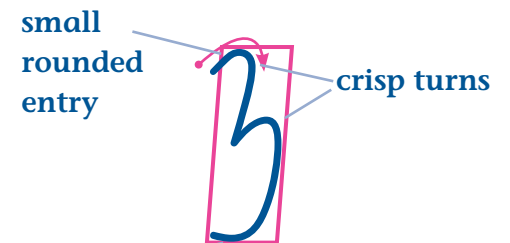
m n r

Start with a small entry.
Move down, then ↷ clockwise.
Finish with an exit.



x z

Start with a small entry.
Move ↷ clockwise.
Letter **x** has two strokes.
Letter **z** has a flattened tail.



h k p

Start at the top.
Move down, then ↷ clockwise.
Finish with an exit.

flattened tail

Downward letters: the *i* family i l t j

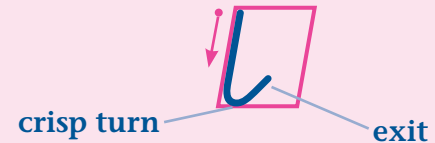


i l t

Start at the top.
Move ↓ downwards.
Finish with an exit.
Letter *t* has two strokes.

First stroke finishes
with exit

Add dot after
downward stroke

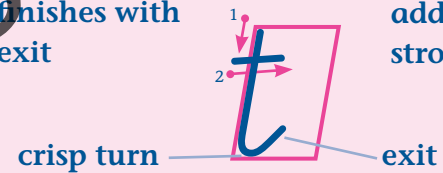


j

Start at the top.
Move ↓ downwards.
Finish with a flattened tail.

First stroke
finishes with
exit

Lift pen and
add second
stroke




Downward letters: the *u* family u v w b y



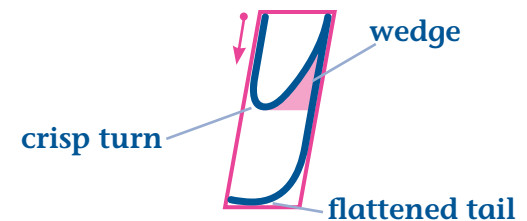
u v w b

Start at the top.
Move ↓ downwards.
Use crisp turns.
Finish with an exit.



y

Start at the top.
Move ↓ downwards.
Finish with a flattened tail.



a. b. c. d. e. f. g. h. i. j. k. l. m.
n. o. p. q. r. s. t. u. v. w. x. y. z.

0. 1. 2. 3. 4. 5. 6. 7. 8. 9. 10.

A or A B C D E or E
F or F G H or H I J K
L M N O P Q R S
T or T U V W X Y Z

• starting point ↓ direction • finishing point
CAPITALS: alternative formations are for left-handers.

o o o

a a a

A A

Apples can be many colours.

Jonathan apples are red.

Golden Delicious apples are yellow.

Granny Smith apples are green.

