

Reference alphabet and numbers

a b c d e f g h i
j k l m n o p q
r s t u v w x y z

1 2 3 4 5 6 7 8 9 10

A or A B C D or D
E or E F or F G H or H I J K
L M N O P Q R S
T or T U V W X Y Z

Sample pages

a b c d e f g h i j k l m
n o p q r s t u v w x y z

abcdefghijklmnopqrstuvwxyz

abcdefghijklmnopqrstuvwxyz

• starting point ↓ direction • finishing point
Capitals: alternative formations are for left-handers.

Revising joins**Diagonal joins**After **a c d e h i k l m n p q s t u x**

Join at the top of the next letter's body.

Stay at the same angle as the exit.

This makes a wedge between the letters.

an

an

and

co

co

count

dr

dr

drum

et

et

duet

he

he

hers

im

im

limb

ki

ki

kite

ll

ll

jelly

mu

mu

must

ny

ny

many

pe

pe

pest

qu

qu

quite

sl

sl

slide

to

to

onto

up

up

cup

xi

xi

taxi

Sample pages



Horizontal joinsAfter **b f o r v w**

Join at the top of the next letter's body.

b u

b u

busy

f o

f o

four

o r

o r

worn

r s

r s

cars

v e

v e

oven

w i

w i

with

Touch joins (or pen lifts)

Lift your pen and drop the next letter in.

Always use touch joins before **a c d g q**.

Also use touch joins when you write long words.

m a

m a

main

i c

i c

twice

e d

e d

liked

n g

n g

long

e q

e q

equal

• obligatory touch joins * individual choice touch joins

h^{*}olidayDecem^{*}berthunder^{*}storm^{*}s

No joinsAfter **g j y z**

These letters can be joined with speed loops.

See page 11.

ga

ga

game

jo

jo

joke

ye

ye

yell

zo

zo

zoom

Joining to ascendersBefore **b f h k l t**

- 1 Stay at the angle of the exit to the top of the body.
- 2 Change to the angle of the down stroke.
- 3 Go up to the top of the ascender.
- 4 Come down with a strong down stroke.

These letters can be joined with speed loops (page 11).

From diagonal joins

eb

eb

web

lf

lf

half

sh

sh

wish

ck

ck

clock

et

et

meet

From horizontal joins

of

of

often

ok

ok

book

rl

rl

curl

rt

rt

cart

Print script for labelling

a b c d e f g h


i j k l m n o p q

r s t u v w x y z

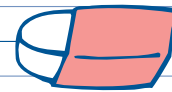
Copy these labels carefully.



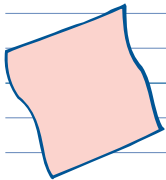
pencil




ruler



eraser



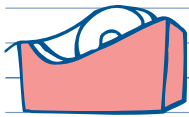
paper




notepad




book



tape



glue



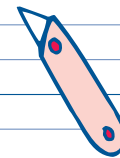
paint



brush



scissors



knife

Claude was the proud owner of a fine kennel. This kennel was attached to a house set in a large garden. Here he had plenty of space to run, and a secret place to bury his bones.

story



picture

See pages 38 and 39 for more printing practice.

Speed loops

abcdefghijklmnopqrstuvwxyz

- ❖ Speed loops should be small because they are meant to join letters in the shortest possible way.
- ❖ Use less pressure on the loop than on the down stroke of the letter itself.
- ❖ Use crisp turns on the loops as well as on the letters themselves.
- ❖ The loop should be no more than half as wide as the body of the letter.

they
elbow
chilly

g j y z
joyous

Joining from descenders g j y z

- ❖ Make sure that the up stroke of the loop crosses the tail of the letter at the base line. Then continue up to the top of the body of the letter.

Joining to ascenders b f h k l

- ❖ *From a diagonal exit:* Continue the exit stroke straight up, almost to the top of the ascender. Then make a small loop and continue the downstroke.
- ❖ *From a horizontal exit:* Move from the horizontal exit stroke up to a small loop, then continue down.

b f h k l
thanks
crawl

Practise speed loop joins here. Then go to pages 42 and 43 for more practice.

... from descenders

go get jar jug yes you zoo zone

... to ascenders: diagonal joins

lab ill ash pick pal

... to ascenders: horizontal joins

mob of oh ark owl



a a

Diagonal joins from a

A A

Touch join to a

ab ai an as ay ea ma oa ta wa

all ame ear pat lea sha

Spelling: add-a-letter

a at rat rate grate grater

a an tan than thank thanks

Fluency

An atlas is a book of maps,
usually of countries, seas and oceans.

A street directory covers a smaller
area, and includes more detail.

b b

Horizontal joins from b

B B

Joins to b

ba bi bl bo bs

ab bb eb mb ob

bea

bri

aby

ibe

arb

rib

Spelling: each vowel in turn

band

bear

biscuit

bone

bucket

stab

web

crib

job

grub

Fluency

In 1850 the first boatload of British

convicts arrived in WA. Between

1850 and 1868, they built bridges and

roads, and worked on farms.

c c

Diagonal joins from c

ca ch ci cr cy

C C

Touch join to c

ac ec lc rc xc

cin

cle

ace

rch

arc

lac

Spelling: 'ch' has many sounds. (Read these aloud.)

chain

choose

chef

chore

school

choir

scheme

chemist

character

Fluency

Cooks delicious dinners

Has a high chef's hat

Every meal is special:

a Fabulous feast!



d d

Diagonal joins from d

D D

Touch join to d

dd de di ds dy ed ld od rd ud

die dra ide udd ied sed

Spelling: -ed or -d for past tense

echoed hoped called cried played

sold grabbed said laid heard

Fluency

Double opposites: light is the opposite of dark. It is also the opposite of

heavy. Old is the opposite of both

young and new.

EXTRA: Show these double opposites in a diagram or picture.