



Pearson

Providing Access to High Quality Career Focussed Education:

BTEC Tech Awards Results
October 2019

Version 2
Issued 13/11/2019

Version 2 amends the table on slide 15.

Image by Edvin Johansson



Contents

BTEC Tech Awards Results 2019

Introduction: Understanding the New Tech Awards Slides 4 - 5

BTEC Tech Awards Results 2019

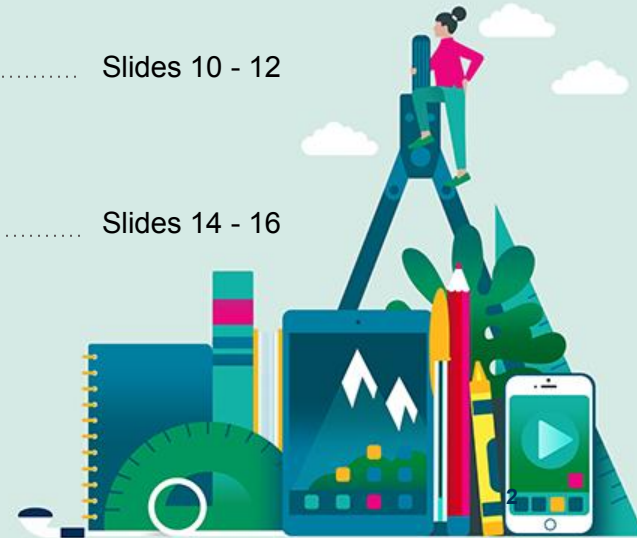
Providing students with knowledge and skills required for career and lifelong learning Slide 6

BTEC Tech Awards Results 2019

Learner Completion Slides 10 - 12

BTEC Tech Awards Results 2019

Learner Achievement (Grade outcomes and technical reporting) Slides 14 - 16



BTEC is the leading internationally recognised qualification in career education

Supporting student progression to HE, careers & lifelong learning



Illustration by Lucy Vigrass

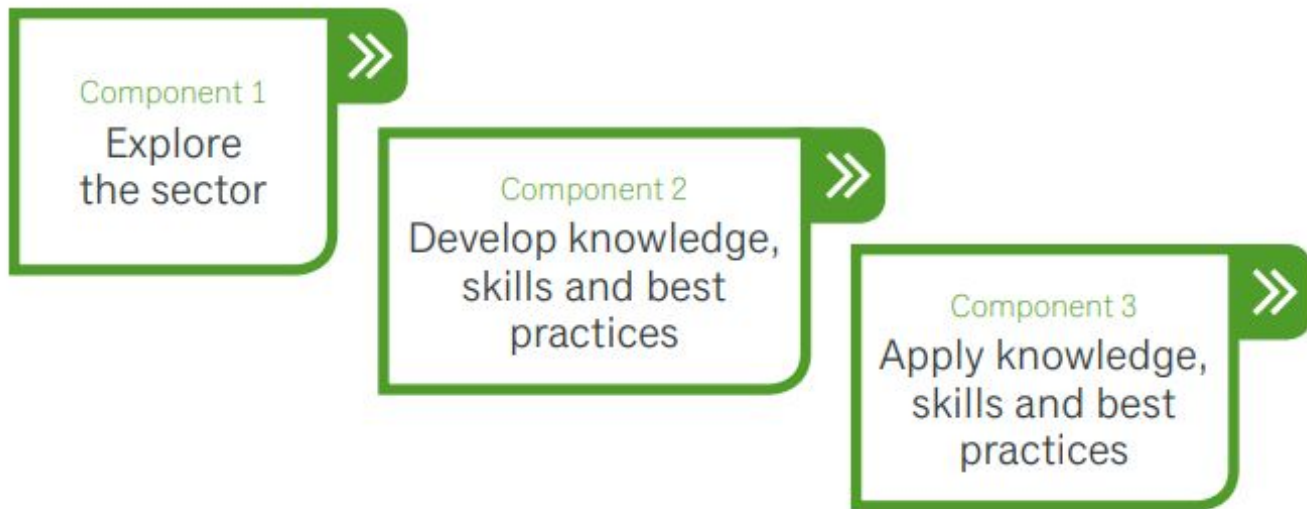
Introduction: Understanding the New BTEC Tech Awards

- Level 1 and level 2 qualifications designed for **Key Stage 4 students in schools in England and Northern Ireland** to study alongside GCSEs.
- They're **the same size as a single GCSE**.
- Their aim: to give students a **taste** of what a sector is like, and the **skills** and **confidence** to take their next steps.
- Designed to meet **the DfE's guidance for Key Stage 4 performance measures** in England to count in the 'Open Group' (non-EBacc category) of Progress 8.

Introduction: Understanding the New BTEC Tech Awards

BTEC Tech Awards give students the chance discover their aptitude for a career in a particular sector and develop essential knowledge and skills.

Every BTEC Tech Award has the same **three components**:



These components build on each other to motivate your students by helping them put what they've learned into practice and grow in confidence.

Introduction: Understanding BTEC Tech Award Results

Data definitions

The results publication for the BTEC Tech Awards only reports outcomes for completed qualifications. This is different from the data rules used for the BTEC Firsts, where results are reported based on projected completions. This means these results for the BTEC Tech Awards refer to those people claiming this academic year rather than being dependent on a projected length of course.

What is a completion? - In these results, a completion refers to qualifications where a learner has been awarded a grade for the qualification, which can include U (unclassified).

What is a Pass? – These results also show figures for learners who have passed the qualification (achieved a Pass grade or above). Learners who have completed but not passed are awarded U. To pass, learners must have completed the qualification, passed the externally assessed units and achieved the required number of points on the qualification as a whole.

Rounding

Numbers in these slides are generally rounded to the nearest multiple of 100. Smaller numbers may be rounded to the nearest 10.

Providing students with knowledge and skills required for career and lifelong learning: 2017 Tech Awards

2018/2019 was the first year of certification for five BTEC Tech Awards subjects. The remaining six specifications will see their first completions in 2019/2020.



Engineering



Enterprise



Health and
Social Care



Creative Media
Production



Performing
Arts

2019
Learner completions –
BTEC Tech Awards

*BTEC Tech Awards specifications for first
teaching 2017*

BTEC Tech Awards – 50, 000 learners completing in the first year

BTEC Tech Awards: completion – All 5 subjects in 2018/19

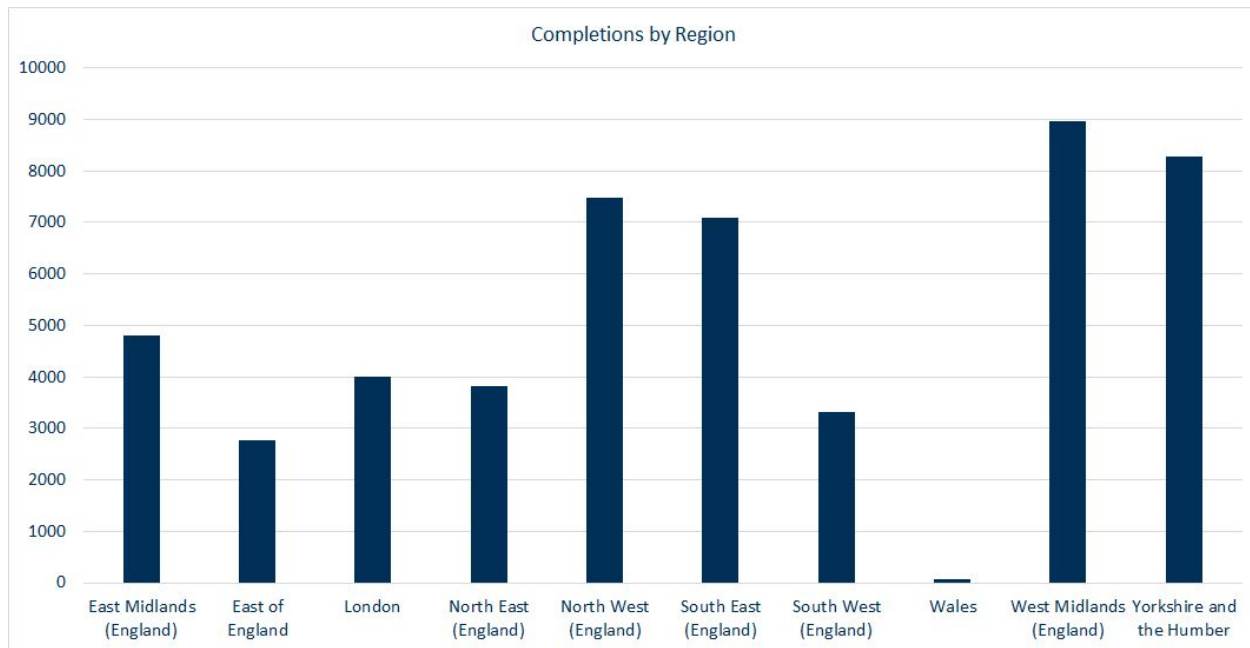
Sector	Completion
	2018/19
Health And Social Care	28,500
Performing Arts	16,400
Creative Media Production	2,800
Engineering	1,500
Enterprise	1,400

2018/19 was the first year of certification for five specifications for the BTEC Tech Awards.

The remaining six specifications, which include Sport, Child Development and Travel & Tourism, will see their first completions in 2019/20.

The BTEC Tech Awards appeal to learners nationwide

Outcomes by region



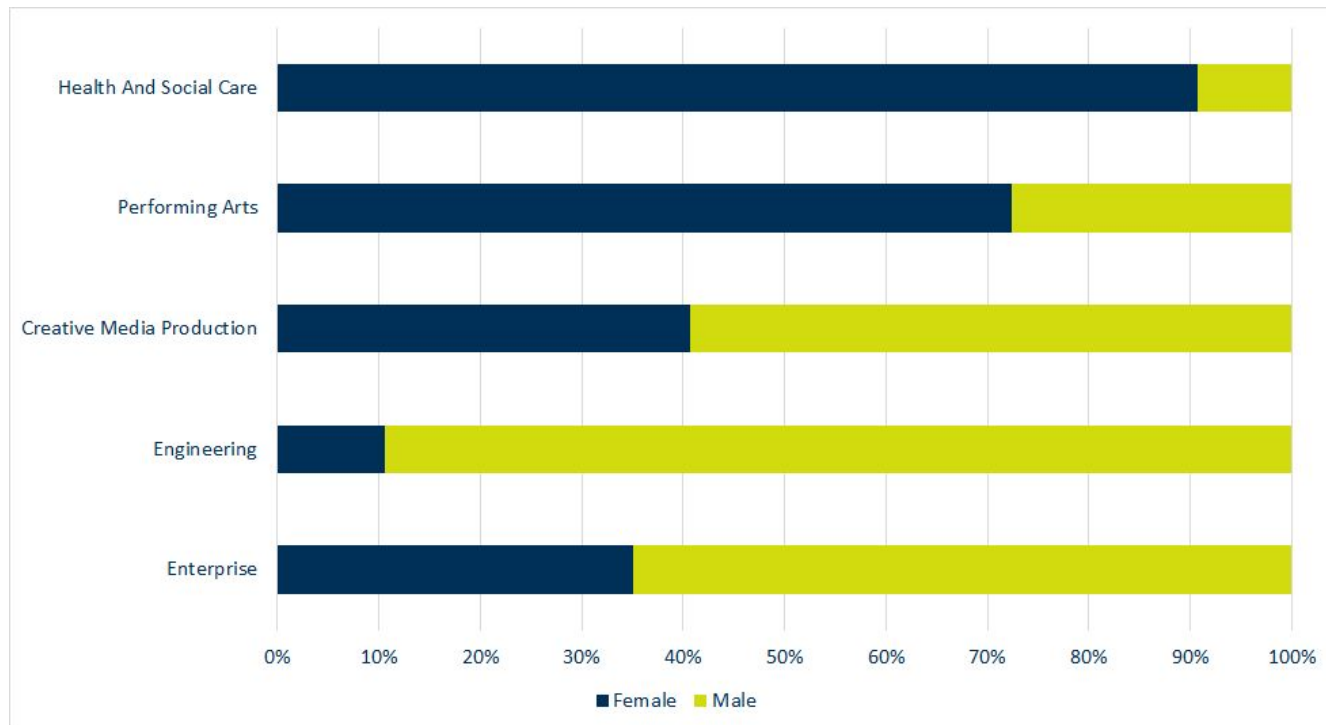
The West Midlands has the highest number of learners completing the new Tech Awards in 2018-19, closely followed by Yorkshire and the Humber.

2018-19 is the first year for these qualifications, with 2019-20 being the first year for the remaining specifications, so the picture we see in future years could be quite different.

Gender differences exist among subject choice

BTEC Tech Awards: 2018/19 five sectors by volume and gender

Learners taking Health and Social Care and Performing Arts are more likely to be female, while learners taking Engineering and Enterprise are more likely to be male.



Learner achievement – BTEC Tech Awards

*BTEC Tech Awards specifications for first
teaching 2017*

BTEC Tech Awards grades explained

Qualification Grade	Grade name
L2D*	Level 2 Distinction Star
L2D	Level 2 Distinction
L2M	Level 2 Merit
L2P	Level 2 Pass
L1D	Level 1 Distinction
L1M	Level 1 Merit
L1P	Level 1 Pass
U	Unclassified

BTEC Tech Awards achievement: grades explained

Learners who pass the BTEC Tech Awards are awarded grades using the range from Level 1 Pass (L1P), the lowest qualifying grade, up to Level 2 Distinction Star (L2D*), the highest.

Learners who have not met the standard for a Level 1 Pass are graded U (Unclassified).

BTEC Tech Awards Results 2019 – achievement across the suite

BTEC Tech Awards achievement: grade distribution overview

The table below shows the percentage of learners on each grade in 2018-19.

These figures include the first cohort of learners completing these qualifications over two years.

Year	Completions	L2D*	L2D or above	L2M or above	L2P or above	L1D or above	L1M or above	L1P or above	U or above
2018/19	50,600	3.1%	22.9%	41.6%	83.4%	93.1%	96.7%	97.9%	100.0%

Grades at pass and above for these qualification suite are awarded as a single grade which also indicates whether the grade is at Level 1 or Level 2, e.g. L1D.

BTEC Tech Awards Results 2019 – for each subject

BTEC Tech Awards achievement: grade distribution overview

This table shows the percentage of learners who have achieved each grade.

Sector	Completions	L2D*	L2D	L2M	L2P	L1D	L1M	L1P	U
Health And Social Care	28,500	3.4%	18.1%	18.6%	42.7%	10.1%	4.0%	1.3%	1.8%
Performing Arts	16,400	2.3%	24.2%	19.2%	40.8%	8.4%	2.6%	0.7%	1.8%
Creative Media Production	2,800	4.8%	19.4%	16.9%	40.9%	10.0%	3.4%	1.2%	3.4%
Engineering	1,500	3.0%	12.6%	15.9%	44.5%	14.3%	5.5%	1.9%	2.3%
Enterprise	1,400	2.1%	12.8%	19.9%	36.4%	11.4%	5.6%	3.0%	8.9%

This is the first year of qualification level results for the BTEC Tech Awards in Health and Social Care, Performing Arts, Creative Media Production, Engineering and Enterprise. The volume of learners varies across sectors. Outcomes also vary across sectors. Like GCSEs, results are not expected to look similar across different subject areas.

ALWAYS LEARNING